


Visual Selection Guide

Clamping Technology | Vol.1: Manual, Pneumatic, Hydraulic



ABOUT DESTACO

Built on a Strong Foundation



Indexers, Positioners, and Conveyors



End Effectors and Vacuum Products


Grippers, Rotaries and Linear Slides



Manual and Pneumatic Clamps



Remote Handling and Containment



Power Clamping and Locating

DESTACO, a Dover company, is a global leader in the design and manufacture of high-performance automation, workholding and remote-handling solutions. The company serves customers in a variety of end-markets, including the automotive, life sciences, consumer packaged goods, aerospace, industrial and nuclear sectors.

Built on a legacy of more than 100 years, DESTACO offers a comprehensive portfolio of products designed to engineer precise movement, placement and control solutions that drive productivity and uptime for manufacturers around the world. The DESTACO family of products consists of industry-leading brands such as DESTACO Manual Clamps, Power Clamps, and End Effectors; CAMCO™ and Ferguson™ Indexers; Robohand™ Grippers; and CRL™ Manipulators and Transfer Ports.

DESTACO is based in Auburn Hills, Michigan, U.S.A. The company has more than 800 employees with 13 locations, in 9 countries, across the Americas, Europe and Asia.

DESTACO is part of Dover Corporation, a diversified global manufacturer with annual revenues of \$7 billion. The company delivers innovative equipment and components, specialty systems and support services through four major operating segments: Energy, Engineered Systems, Fluids, and Refrigeration & Food Equipment. Headquartered in Downers Grove, IL, (NYSE: DOV)

More information is available at destaco.com and dovercorporation.com

Focusing all our Resources

New Product Development

DESTACO has dedicated resources to design and build the next generation of products and solutions

Customer Service and Technical Support

DESTACO has industry leading global support to address any product and application concerns you may have

Design Tools

DESTACO provides an extensive CAD library, sizing software, and online tools to support our global customers



Our Insight Working for You

Application Engineering

We utilize our expertise and complete portfolio of products to create solutions that fit our customers' needs and applications

Custom Solutions

If our off-the-shelf solutions don't fit, we will partner with our customers to develop products that will



Manual and Pneumatic Toggle Clamps and Swing Clamps

Designed to Hold Securely

Markets



Applications



Pneumatic Power Clamps

Clamp with Confidence

Markets















Applications



MANUAL CLAMPING SOLUTIONS

Table of Contents

	Vertical Hold Down Clamps	22
	Horizontal Hold Down Clamps	30
	Straight Line Action Clamps	35
	Variable Stroke Straight Line Action Clamps	39
	Pull Action Latch Clamps	40
	Squeeze Action Plier Clamps	43
	Accessories	44
	Pneumatic Toggle Clamps	48
	Pneumatic Swing Clamps	53
	Pneumatic Power Cylinders	60
	Hydraulic Clamping Technology	62
	Pneumatic Power Clamps	64

MAKING OUR PRODUCTS SPECIAL FOR YOU

When an off-the-shelf product can't handle it - we can!

With many years of experience working with OEM machine builders, we can make our product fit your unique application. We will partner with you to design the right product for your application – from altering an existing product to building a completely new product, we have the experience and expertise to help your project succeed.

Using our expertise to develop custom solutions for unique applications, DESTACO helps you save time and resources, allowing you to focus on your core business and gain a competitive advantage in the marketplace.

- Proven quality from the experts
- Reduce risk by using our experienced engineers
- Easy reordering with unique part numbers
- Simplify your supply chain
- Three levels of customization from simple alterations to complex custom products

Model 330
Standard Product




330-201 Stainless steel clamp with special hook and locking tab

Model 2002-U
Standard Product



2002-200 with bar cut & bolt retainer welded on

Model 604
Standard Product



604-229 Stainless steel straight line clamp used in chemical machining process

Model 624/624-MM
Standard Product



624-MM-872 with modified handle and square plunger

Model 202
Standard Product




202-200 without grip, with imperial threaded spindle

Model 630-M
Standard Product



630-38 with electroless nickel plating

Model 802-U
Standard Product



802-U219 with handle for manual operation

VERTICAL HOLD DOWN CLAMPS


Sizing and Application Chart


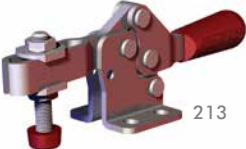






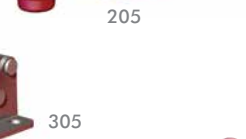






Overall Length mm [inch]		Overall Width mm [inch]		Suitable Application Areas										Standard Material		Arm Style		Mounting Style		Service Environment												
50 to 75 [1.97 to 2.95]	75 to 100 [2.95 to 3.94]	100 to 125 [3.94 to 4.92]	125 to 150 [4.92 to 5.91]	150 to 175 [5.91 to 6.89]	175 to 200 [6.89 to 7.87]	200 to 225 [7.87 to 8.86]	225 to 250 [8.86 to 9.84]	0 to 20 [0 to 0.78]	20 to 40 [0.78 to 1.57]	40 to 60 [1.57 to 2.36]	60 to 80 [2.36 to 3.15]	80 to 100 [3.15 to 3.94]	100+ [3.94+]	Welding	Assembly	Checking Fixtures	Machining	Woodworking	Closures	Food Processing	Duty Cycle	Steel	Stainless Steel	Toggle Lock Plus	Accom. Workpiece Variation	U-Bar Version	Solid Arm Version	Straight Base	Flanged Base	Weld-on Mounting	Normal	Harsh/Dirty
●	●							●	●	●				○	●	●	●	●	●	⊗	○	✓		✓		✓	✓	✓	✓		✓	
	●	●						●	●	●				○	●	●	●	●	●	⊗	○	✓		✓		✓	✓	✓	✓		✓	
			●	●				●	●	●				○	●	●	●	●	●	⊗	○	✓		✓		✓	✓	✓	✓		✓	
●								●	●	●				●	●	●	⊗	●	●	○	●	✓	✓			✓		✓	✓		✓	
●	●							●	●	●				●	●	●	⊗	●	●	○	●	✓	✓			✓	✓	✓	✓		✓	
	●	●						●	●	●				○	●	●	●	●	○	○	○	○	✓	✓			✓	✓	✓		✓	
			●					●	●	●				○	●	●	●	●	●	⊗	○	○	✓	✓			✓	✓	✓		✓	
				●				●	●	●				○	●	●	●	●	●	⊗	○	○	✓	✓			✓	✓	✓		✓	
					●			●	●	●				○	●	●	●	●	●	⊗	○	○	✓	✓			✓	✓	✓		✓	
						●		●	●	●				○	●	●	●	●	●	⊗	○	○	✓	✓			✓	✓	✓		✓	
							●	●	●	●				○	●	●	●	●	●	⊗	○	○	✓	✓			✓	✓	✓		✓	
								●	●	●				○	●	●	●	●	●	⊗	○	○	✓	✓			✓	✓	✓		✓	
●	●	●						●	●	●				○	●	●	●	●	●	⊗	○	○	✓	✓			✓	✓	✓		✓	
	●	●	●					●	●	●				○	●	●	●	●	●	⊗	○	○	✓	✓			✓	✓	✓		✓	
		●	●					●	●	●				○	●	●	●	●	●	⊗	○	○	✓	✓			✓	✓	✓		✓	
			●					●	●	●				○	●	●	●	●	●	⊗	○	○	✓	✓			✓	✓	✓		✓	

● Excellent/High ○ Fair/Medium ● Poor/Low ⊗ Not Recommended

HORIZONTAL HOLD DOWN CLAMPS

Sizing and Application Chart



Series	Page MC-HHD-#	Max. Holding Capacity N [lbf.]						Height Under Clamping Bar mm [inch]						Overall Height mm [inch]					
		0 to 1000 [0 to 225]	1000 to 2000 [225 to 450]	2000 to 3000 [450 to 675]	3000 to 5000 [675 to 1125]	5000 to 7000 [1125 to 1575]	7000 to 10000 [1575 to 2250]	0 to 10 [0 to 0.39]	10 to 20 [0.39 to 0.79]	20 to 30 [0.79 to 1.18]	30 to 40 [1.18 to 1.57]	40 to 50 [1.57 to 1.97]	50 to 60 [1.97 to 2.36]	0 to 25 [0 to 0.98]	25 to 40 [0.98 to 1.57]	40 to 55 [1.57 to 2.17]	55 to 70 [1.57 to 2.76]	70 to 85 [2.76 to 3.35]	85 to 100 [3.35 to 3.94]
 2013  217  227  237  245  205  215  225  235  305  307  309  206  5305  5310	30		●					●						●					
	30			●					●						●				
	30				●					●							●		
	30		●																
	31	●	●								●								
	31			●							●						●		
	31				●							●						●	
	32												●						●
	32	●								●									
	32		●	●							●				●				
	33			●								●				●			
	33				●								●				●		
	33	●								●									●
	33		●								●								
	33			●								●							
34	●													●					
34			●							●				●					
34				●							●				●				
34							●												

HORIZONTAL HOLD DOWN CLAMPS

Sizing and Application Chart

Overall Length mm [inch]		Overall Width mm [inch]		Suitable Application Areas										Standard Material		Arm Style		Mounting Style			Service Environ- ment												
50 to 75 [1.97 to 2.95]	75 to 100 [2.95 to 3.94]	100 to 125 [3.94 to 4.92]	125 to 150 [4.92 to 5.91]	150 to 175 [5.91 to 6.89]	175 to 200 [6.89 to 7.87]	200 to 225 [7.87 to 8.86]	225 to 250 [8.86 to 9.84]	250+ [9.84+]	0 to 25 [0 to 0.98]	25 to 40 [0.98 to 1.57]	40 to 55 [1.57 to 2.17]	55 to 70 [1.57 to 2.76]	Welding	Assembly	Checking Fixtures	Machining	Woodworking	Closures	Food Processing	Duty Cycle	Steel	Stainless Steel	Toggle Lock Plus	U-Bar Version	Solid Arm Version	Straight Base	Flanged Base	Welded	Normal	Harsh/Dirty			
			●										○	●	●	●	●	●	●	○	●		●	●			●			●	●		
					●					●	●		○	●	●	●	●	●	●	○	○	●		●			●	●			●	●	
						●		●			●		○	●	●	○	●	●	●	○	○	●		●			●	●			●	●	
			●										○	●	●	●	●	●	●	○	○	●		●			●	●			●	●	
●			●						●				○	●	●	●	●	●	○	○	○	●		●	●	●	●	●	●	●	●	●	
●									●				○	●	○	○	●	●	○	○	○	○	●	●	●			●	●			●	●
●	●										●		○	●	○	○	○	○	○	○	○	○	●	●	●			●	●			●	●
●									●				○	●	○	○	○	○	○	○	○	○	○	○	○			●	●			●	●
					●							●	○	●	○	○	○	○	○	○	○	○	○				●	●			●	●	●
							●					●	○	●	○	○	○	○	○	○	○	○	○				●	●			●	●	●



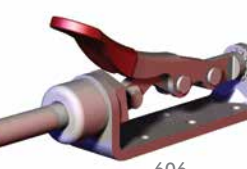

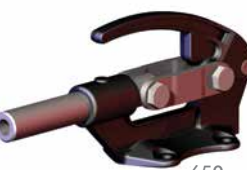









● Excellent/High ○ Fair/Medium ● Poor/Low ⊗ Not Recommended

STRAIGHT LINE ACTION CLAMPS

Sizing and Application Chart



Series	Page MC-SLA-#	Max. Holding Capacity N [lbf.]					Plunger Travel mm [inch]				
		0 to 1000 [0 to 225]	1000 to 2000 [225 to 450]	2000 to 3000 [450 to 675]	3000 to 5000 [675 to 1125]	5000 to 7000 [1125 to 1575]	7000 to 10000 [1575 to 2250]	10000+ [2250+]	0 to 20 [0 to 0.79]	20 to 40 [0.79 to 1.57]	40 to 60 [1.57 to 2.36]

 6001	6001	35	●					●				
 601	601	35	●					●				
 6015	6015	35		●				●				
 603	603	35		●					●			
 608	608	35			●					●		
 605	605	35	●						●			
 606	606	35	●						●			
 607	607	36			●					●		
 609	609	36	●						●			
 610	610	36			●					●		
 615	615	36	●						●			
 620	620	36		●					●			
 630	630	36						●		●		
 640	640	36						●			●	
650	650	37						●			●	
95030	95030	37		●					●			
95040	95040	37			●				●			
95050	95050	37						●		●		
95060	95060	37						●		●		
5130	5130	37				●				●		
5131	5131	37		●					●			
5133	5133	37			●						●	
5150	5150	37				●			●			
602	602	38	●						●			
604	604	38		●					●			
624	624	38			●						●	
6004	6004	38	●						●			
614	614	38			●				●			
670	670	38						●		●		
675	675	38						●	●			
690	690	38						●			●	
695	695	38						●	●			

PNEUMATIC TOGGLE CLAMPS

Sizing and Application Chart



Series	Page MC-PTC-#	Max. Holding Capacity N [lbf.]										Max. Exerting Force at 5bar [72PSI] N [lbf.]									
		0 to 1000 [0 to 225]	1000 to 2000 [225 to 450]	2000 to 3000 [450 to 675]	3000 to 5000 [675 to 1125]	5000 to 7000 [1125 to 1575]	7000 to 10000 [1575 to 2250]	10000+ [2250+]	0 to 1000 [0 to 225]	1000 to 2000 [225 to 450]	2000 to 3000 [450 to 675]	3000 to 4000 [675 to 900]	4000 to 5000 [900 to 1125]	5000 to 6000 [1125 to 1350]	6000 to 8000 [1350 to 1800]						

	812	48	●									●						
	802	48	●										●					
	807	48			●									●				
	810	49				●									●			
	846	49				●									●			
	847	50				●										●		
	8007	49				●									●			
	858	50											●				●	
	8021	50		●										●				
	8071	50		●											●			
	817	51		●										●				
	827	51				●									●			
	868	51																●
	803	52			●										●			
	8031	52								●						●		
	830	52									●					●		
850	52										●					●		
800	52												●					
1200	52													●				

PNEUMATIC SWING CLAMPS

Sizing and Application Chart



Series	Page MC-PSC-#	Bore Size		Total Stroke		Clamp Stroke		Clamping Force N [lbf]		Arm Rotation at Top of Stroke	Block Body Style	Threaded Body Style	Flanged Body Style	Sensor Ready	360° Arm Adjustability	Clamp Arm/Spindle Included	Confined Space Operation
		mm [in]	mm [in]	mm [in]	mm [in]	mm [in]	mm [in]										

89R40	9522-2	53	•		•		•	•	✓	✓	✓	✓	✓	✓	✓	✓	✓
	9530-2	53		•	•		•	•	✓	✓	✓	✓	✓	✓	✓	✓	✓
9540	9540-2	53			•	•		•	✓	✓	✓	✓	✓	✓	✓	✓	✓
	9550-2	53				•	•	•	✓	✓	✓	✓	✓	✓	✓	✓	✓
89R40	89R20	52	•		•		•	•	✓	✓	✓	✓	✓	✓	✓	✓	✓
	89R32	52		•	•		•	•	✓	✓	✓	✓	✓	✓	✓	✓	✓
89B40	89R40-010	52				•	•	•	✓	✓	✓	✓	✓	✓	✓	✓	✓
	89R40-025	52					•	•	✓	✓	✓	✓	✓	✓	✓	✓	✓
89B40	89R50	52						•	✓	✓	✓	✓	✓	✓	✓	✓	✓
	89R63	52						•	✓	✓	✓	✓	✓	✓	✓	✓	✓
89B40	89B20	52	•		•		•	•	✓	✓	✓	✓	✓	✓	✓	✓	✓
	89B32	52		•	•		•	•	✓	✓	✓	✓	✓	✓	✓	✓	✓
8315	89B40	52				•	•	•	✓	✓	✓	✓	✓	✓	✓	✓	✓
	89B63	52					•	•	✓	✓	✓	✓	✓	✓	✓	✓	✓
89E40	8115/8116	53	•		•		•	•	✓	✓	✓	✓	✓	✓	✓	✓	✓
	8315/9316	53				•	•	•	✓	✓	✓	✓	✓	✓	✓	✓	✓
8215	89E20	53	•		•		•	•	✓	✓	✓	✓	✓	✓	✓	✓	✓
	89E32	53		•	•		•	•	✓	✓	✓	✓	✓	✓	✓	✓	✓
8732	89E40	53				•	•	•	✓	✓	✓	✓	✓	✓	✓	✓	✓
	89E63	53					•	•	✓	✓	✓	✓	✓	✓	✓	✓	✓
035-1	8015/8016	54	•		•		•	•	✓	✓	✓	✓	✓	✓	✓	✓	✓
	8215/8216	54		•	•		•	•	✓	✓	✓	✓	✓	✓	✓	✓	✓
035-2	8415/8416	54				•	•	•	✓	✓	✓	✓	✓	✓	✓	✓	✓
	035-125	54	•		•		•	•	✓	✓	✓	✓	✓	✓	✓	✓	✓
8732	035-132	54		•	•		•	•	✓	✓	✓	✓	✓	✓	✓	✓	✓
	035-140	54				•	•	•	✓	✓	✓	✓	✓	✓	✓	✓	✓
8732	035-150	54					•	•	✓	✓	✓	✓	✓	✓	✓	✓	✓
	035-225	54	•		•		•	•	✓	✓	✓	✓	✓	✓	✓	✓	✓
8732	035-232	54		•	•		•	•	✓	✓	✓	✓	✓	✓	✓	✓	✓
	035-240	54				•	•	•	✓	✓	✓	✓	✓	✓	✓	✓	✓
8732	035-250	54					•	•	✓	✓	✓	✓	✓	✓	✓	✓	✓
	8725	55	•					•	✓	✓	✓	✓	✓	✓	✓	✓	✓
8732	8732	55		•				•	✓	✓	✓	✓	✓	✓	✓	✓	✓
	8740	55						•	✓	✓	✓	✓	✓	✓	✓	✓	✓
8732	8750	55						•	✓	✓	✓	✓	✓	✓	✓	✓	✓

PNEUMATIC POWER CYLINDERS

See pages 60-61 for more information




HYDRAULIC POWER CLAMPS

See pages 62-63 for more information



PNEUMATIC POWER CLAMPS

Sizing and Application Chart



Series	Page MC-PPC-#	Holding Torque at 5 bar Nm					Clamping Torque at 5 bar Nm					Piston Diameter mm						
		0 to 100	100 to 500	500 to 1000	1000 to 2000	2000 to 4000	0 to 100	100 to 500	500 to 1000	1000 to 2000	2000 to 4000	Less than 25	25	32	40	50	63	80
81L	64	●					●					●						
82L-4	65	●					●					●	●					
82L-2	66	●	●				●	●				●	●	●				
82M-3E	70		●	●	●		●	●							●	●	●	●
52H-3E	72			●														
870/871	77		●				●								●			
860/861	78			●				●								●		
890/891	78			●				●									●	
1000/1001	78			●					●								●	●
82D	79	●					●	●							●		●	

2002, 2007 SERIES

Vertical Hold Down Clamps

2002 Series

Max. Holding Capacity: 2700 N [600 lbf]

2002-U
Flanged
Base
U-Bar



2002-U-LS-BLK ⓘ
Blackout Series
Flanged Base
U-Bar



2002-S
Flanged Base
Solid Bar



2002-UB
Straight Base
U-Bar



2002-UB-LS-BLK ⓘ
Blackout Series
Straight Base
U-Bar



2002-SB
Straight Base
Solid Bar



2002-UR
Flanged Base
U-Bar
with
DESTACO®
Toggle Lock
Plus



2002-SR ⓘ
Flanged Base
Solid Bar
with
DESTACO®
Toggle Lock
Plus



2002-UBR
Straight Base
U-Bar
with
DESTACO®
Toggle Lock
Plus



2002-SBR ⓘ
Straight Base
Solid Bar
with
DESTACO®
Toggle Lock
Plus



2002-U207
Flanged Base
U-Bar
Interchangeable
with 207 Series



2002-UR207
Flanged Base
U-Bar
Interchangeable
with 207 Series,
DESTACO®
Toggle
Lock Plus



2007 Series

Max. Holding Capacity: 4450 N [1000 lbf]

2007-U
Flanged Base
U-Bar



2007-U-LS-BLK ⓘ
Blackout Series
Flanged Base
U-Bar



2007-S
Flanged Base
Solid Bar



2007-UB
Straight Base
U-Bar



2007-UB-LS-BLK ⓘ
Blackout Series
Straight Base
U-Bar



2007-SB
Straight Base
Solid Bar



2007-UR
Flanged Base
U-Bar
with
DESTACO®
Toggle Lock
Plus



2007-SR ⓘ
Flanged Base
Solid Bar
with
DESTACO®
Toggle Lock
Plus



2007-UBR
Straight Base
U-Bar
with
DESTACO®
Toggle Lock
Plus



2007-SBR ⓘ
Straight Base
Solid Bar
with
DESTACO®
Toggle Lock
Plus



ⓘ This item is available upon request

2010, 201 SERIES

Vertical Hold Down Clamps

2010 Series

Max. Holding Capacity: 6230 N [1400 lbf]

2010-U
Flanged Base
U-Bar



2010-S
Flanged Base
Solid Bar



2010-UB
Straight Base
U-Bar



2010-SB
Straight Base
Solid Bar



2010-UR
Flanged Base
U-Bar
with DESTACO®
Toggle Lock Plus



2010-SR ⓘ
Flanged Base
Solid Bar
with DESTACO®
Toggle Lock Plus



2010-UBR
Straight Base
U-Bar
with DESTACO®
Toggle Lock Plus



2010-SBR ⓘ
Straight Base
Solid Bar
with DESTACO®
Toggle Lock Plus



201 Series

Max. Holding Capacity: 440 N [100 lbf]
560 N [125 lbf] (USS)

201-U
Flanged Base
U-Bar



201-UB
Straight Base



201-TU
Flanged
Base, U-Bar,
T-Handle



201-USS
Flanged Base
U-Bar, Stainless
Steel



ⓘ This item is available upon request

202 SERIES

Vertical Hold Down Clamps

202 Series

Max. Holding Capacity: 890 N [200 lbf]
1110 N [250 lbf] (**USS, SS**)

202-U
Flanged Base
U-Bar



202-UL
Flanged Base
Long U-Bar



202-USS
Flanged Base
U-bar, Stainless Steel



202
Flange Base
Solid Bar



202-SS
Flanged Base
Solid Bar
Stainless Steel



202-UB
Straight Base
U-bar



202-B
Straight Base
Solid Bar



202-TU
Flanged Base
U-bar,
T-Handle



202-T
Flanged Base
Solid Bar
T-Handle



202-U-L ⓘ
Flanged Base
Open U-Bar



202-U-L-BLK ⓘ
Blackout Series
Flanged Base
Open U-Bar



202-UB-L ⓘ
Straight Base
Open U-Bar



202-UB-L-BLK ⓘ
Blackout Series
Straight Base
Open U-Bar



202305
Flanged Grip.
Provides added safety
and protection. Fits all
202 Series (except
T-Handle) clamps.
Order separately.



ⓘ This item is available upon request

ⓘ This item is available upon request

207 SERIES

Vertical Hold Down Clamps

207 Series

Max. Holding Capacity: 1670 N [375 lbf]
 2000 N [450 lbf] (USS)
 2220 N [500 lbf] (S, L, LR, SB, LB, LBR, SF)


207-U
 Flanged Base
 U-Bar



207-UL
 Flanged Base
 Long U-Bar



207-USS
 Stainless
 Flanged Base
 U-Bar



207-S
 Flanged Base
 Solid Bar



207-L
 Flanged Base
 Long Solid Bar



207-TU
 Flanged Base
 T-Handle
 U-Bar



207-TUL
 Flanged Base
 T-Handle
 Long U-Bar



207-UR
 Flanged Base
 U-Bar
 with
 DESTACO®
 Toggle Lock
 Plus



207-LR
 Flanged Base
 Long Solid Bar
 with
 DESTACO®
 Toggle Lock
 Plus



207-UB
 Straight Base
 U-Bar



207-ULB
 Straight Base
 Long U-Bar



207-SB
 Straight Base
 Solid Bar



207-LB
 Straight Base
 Long Solid
 Bar



207-LBR ⓘ
 Straight Base
 Long Solid
 Bar with
 DESTACO®
 Toggle Lock
 Plus



207-UF ⓘ
 U-Bar
 Dual Mount



207-SF ⓘ
 Solid Bar
 Dual Mount



207-U-L ⓘ
 Flange Base
 Open Bar



207-U-L-BLK
 Blackout Series
 Flanged Base
 Open U-Bar



207-UB-L ⓘ
 Straight Base
 Open Bar



207-UB-L-BLK
 Blackout Series
 Straight Base
 Open U-Bar



207305

Flanged Grip. Provides added safety and protection. Fits all 207 Series (except T-Handle) clamps. Order separately.



ⓘ This item is available upon request

210, 247, 267, 5900 SERIES

Vertical Hold Down Clamps

210 Series

Max. Holding Capacity: 2670 N [600 lbf]
3340 N [750 lbf] (**USS, SB, SR**)

210-U
Flanged Base
U-Bar



210-USS
Flanged Base
U-bar, Stainless
Steel



210-S
Flanged Base
Solid Bar



210-UB
Straight Base
U-bar



210-SB
Straight Base,
Solid Bar



210-UR
Flanged Base
U Bar
with
DESTACO®
Toggle Lock
Plus



210-SR
Flanged Base
Solid Bar
with
DESTACO®
Toggle Lock
Plus



210-TU
Flanged Base
U Bar,
T-Handle



247, 267 Series

Max. Holding Capacity: 4450 N [1000 lbf] (**247**)
5340 N [1200 lbf] (**267**)

247-U
Flanged Base
U-Bar



247-S
Flanged Base
Solid Bar



247-UB ⓘ
Straight Base
U-Bar



267-U
Flanged Base
U-Bar



267-S ⓘ
Flanged Base
Solid Bar



Note:
Clamps shown with included accessories.

5900 Series

Max. Holding Capacity: 3340 N [750 lbf] (**5905**)
7120 N [1600 lbf] (**5910**)
12230 N [2750 lbf] (**5915**)

5905/5910/5915
Flanged Base



5905-B/5910-B/5915-B
Solid Base



ⓘ This item is available upon request

5100, 528, 548, 578, 533, 535 SERIES

Vertical Hold Down Clamps

5100 Series

Max. Holding Capacity: 3100 N [700 lbf] (5105)
5100 N [1150 lbf] (5110)

5105/5110
Flanged Base



5105-B/5110-B
Solid Base



5105-R/5110-R
Flanged Base with DESTACO® Toggle Lock Plus



5105-BR①/5110-BR①
Solid Base with DESTACO® Toggle Lock Plus



528 Series

Max. Holding Capacity: 4450 N [1000 lbf]

528
Flanged Base
Solid Bar



528-F①
Front Mount
Base Solid Bar



548, 578 Series

Max. Holding Capacity: 11100N [2500lbf] (548)
17800 N [4000 lbf] (578)

548
Straight Base
Solid Bar



578
Straight Base
Solid Bar



533, 535 Series

Max. Holding Capacity: 7000N [1575 lbf] (533)
10000 N [2250 lbf] (535)

533-L
Flanged Base
Solid Bar



533-LB
Straight Base
Solid Bar



535-L
Flanged Base
Solid Bar



535-LB
Straight Base
Solid Bar



① This item is available upon request

558, 91090, 317, 7-XXX, 527, 229 SERIES

Vertical Hold Down Clamps

558 Series

Max. Holding Capacity: 11100 N [2500 lbf]

558



91090 Series

Max. Holding Capacity: 1710 N [385 lbf]

91090

Front Flanged Base
Open Bar



317 Series

Max. Holding Capacity: 1670 N [375 lbf] (U)
1780 N [400 lbf] (S)

317-U

U-Bar



317-S

Solid Bar



7-101, 7-58, 7-59, 7-60 Series

Max. Holding Capacity: 2110 N [475 lbf] (7-101)
2670 N [600 lbf] (7-58)
4450 N [1000 lbf] (7-59)
7120 N [1600 lbf] (7-60)

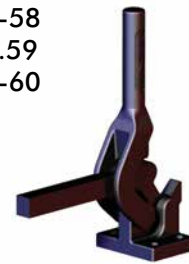
7-101



7-58

7-59

7-60



527 Series

Max. Holding Capacity: 4450 N [1000 lbf]

527

Flanged Base



527-F ⓘ

Front Mount




229 Series

Max. Holding Capacity: 4450 N [1000 lbf]

229

Flanged Base
Open Bar



ⓘ This item is available upon request

500 SERIES

Vertical Hold Down Clamps

500 Series

Max. Holding Capacity: 2000 N [450 lbf] (501)
 7000 N [1575 lbf] (503)
 11000 N [2475 lbf] (505)
 22500 N [5060 lbf] (506)

501-B ⓘ
Swivel Base



501-LB ⓘ
Long Base



503-MB
Swivel Base



503-MLB
Long Base



503-MBLSC ⓘ
Swivel Base
with Locking
Spring Clip



503-MLBLSC ⓘ
Long Base
with Locking
Spring Clip



505-MB
Swivel Base



505-MLB
Long Base



505-MBLSC ⓘ
Swivel Base
with Locking
Spring Clip



505-MLBLSC ⓘ
Long Base
with Locking
Spring Clip



506-MB
Swivel Base



506-MLB ⓘ
Long Base



506-MBLSC ⓘ
Swivel Base
with Locking
Spring Clip




506-MLBLSC ⓘ
Long Base
with Locking
Spring Clip




Accessories



Handle
 501503 ⓘ (501)
 503503-L (503)
 505503-L (505)
 506503-L (506)



Clamping Bar
 501501 ⓘ (501)
 503501 (503)
 505501 (505)
 506501 (506)



Base Plate
 503502 (501)
 503502 (503)
 505502 (505)
 506502 (506)

ⓘ This item is available upon request

2013, 2017, 2027, 213 SERIES

Horizontal Hold Down Clamps

2013 Series

Max. Holding Capacity: 1310 N [295 lbf]

2013-U
Flanged Base
U-Bar



2013-U-LS-BLK ⓘ
Blackout Series
Flanged Base, U-Bar



2013-UR
Flanged Base, U-Bar
with DESTACO®
Toggle Lock
Plus



2017 Series

Max. Holding Capacity: 2500 N [560 lbf]

2017-U
Flanged Base
U-Bar



2017-U-LS-BLK ⓘ
Blackout Series
Flanged Base
U-Bar



2017-UR
Flanged Base, U-Bar
with DESTACO®
Toggle Lock
Plus



2027 Series

Max. Holding Capacity: 3740 N [840 lbf]

2027-U
Flanged Base
U-Bar



2027-U-LS-BLK ⓘ
Blackout Series
Flanged Base
U-Bar



2027-UR
Flanged Base, U-Bar
with DESTACO®
Toggle Lock
Plus



213 Series

Max. Holding Capacity: 670 N [150 lbf]

213-U
Flanged Base
U-Bar



213-U-LS-BLK ⓘ
Blackout Series
Flanged Base
U-Bar



213-USS
Flanged Base
U-Bar, Stainless
Steel



213-UB
Straight Base
U-Bar



213-UB-LS-BLK ⓘ
Blackout Series
Straight Base
U-Bar



213-U-L ⓘ
Flanged Base
Open Bar



213-U-L-BLK ⓘ
Flanged Base
Open Bar



213-UB-L ⓘ
Straight Base
Open Bar



213-UB-L-BLK ⓘ
Blackout Series
Straight Base
Open Bar



ⓘ This item is available upon request

217, 227, 237 SERIES

Horizontal Hold Down Clamps

217 Series

Max. Holding Capacity: 900 N [200 lbf]
1110 N [250 lbf] (USS)

217-U
Flanged Base
U-Bar



217-U-LS-BLK ⓘ
Blackout Series
Flanged Base
U-Bar



217-USS
Flanged Base
U-Bar, Stainless
Steel




217-UB
Straight Base
U-Bar



217-UB-LS-BLK ⓘ
Blackout Series
Straight Base
U-Bar



217-U-L ⓘ
Flanged Base
Open Bar



217-U-L-BLK ⓘ
Flanged Base
Open Bar



217-UB-L ⓘ
Straight Base
Open Bar



217-UB-L-BLK ⓘ
Blackout Series
Straight Base
Open Bar



227 Series

Max. Holding Capacity: 2220 N [500 lbf]
2670 N [600 lbf] (USS)

227-U
Flanged Base
U-Bar



227-U-LS-BLK ⓘ
Blackout Series
Flanged Base
U-Bar



227-USS
Flanged Base
U-Bar, Stainless
Steel



227-UB
Straight Base
U-Bar



227-UB-LS-BLK ⓘ
Blackout Series
Straight Base
U-Bar



227-U-L ⓘ
Flanged Base
Open Bar



227-U-L-BLK ⓘ
Blackout Series
Flanged Base
Open Bar



227-UB-L ⓘ
Straight Base
Open Bar



227-UB-L-BLK ⓘ
Blackout Series
Straight Base
Open Bar



237 Series

Max. Holding Capacity: 3340 N [750 lbf]
3780 N [850 lbf] (USS)

237-U
Flanged Base
U-Bar



237-USS ⓘ
Flanged Base
U-Bar, Stainless
Steel



ⓘ This item is available upon request

245, 205, 215 SERIES

Horizontal Hold Down Clamps

245 Series

Max. Holding Capacity: 4450 N [1000 lbf]

245-U

Flanged Base

U-Bar



205 Series

Max. Holding Capacity: 270N [60 lbf]

340N [75 lbf] (USS, SSS)

205-U

Flanged Base

U-Bar



205-UB ⓘ

Straight Base

U-Bar



205-UL ⓘ

Left Flanged
Base, U-Bar



205-UR ⓘ

Right Flanged
Base, U-Bar



205-USS

Flanged Base

U-Bar, Stainless
Steel



205-S

Flanged Base

Solid Bar



205-SB ⓘ

Straight Base

Solid Bar



205-SL ⓘ

Left Flanged Base,
Solid Bar



205-SR ⓘ

Right Flanged
Base, Solid Bar



205-SSS

Flanged Base

Solid Bar, Stainless
Steel



215 Series

Max. Holding Capacity: 890 N [200 lbf]

1110 N [250 lbf] (USS)

215-U

Flanged Base

U-Bar



215-USS

Flanged Base

U-Bar, Stainless
Steel



215-UB ⓘ

Straight Base

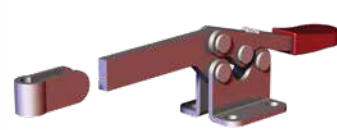
U-Bar



215-S

Flanged Base

Solid Bar



ⓘ This item is available upon request

225, 235, 305, 307, 309 SERIES

Horizontal Hold Down Clamps

225 Series

Max. Holding Capacity: 2220 N [500 lbf]
2670 N [600 lbf] (**USS, UBSS**)

225-U

Flanged Base
U-Bar



225-USS

Flanged Base, U-Bar,
Stainless Steel



225-UR

Flanged Base, U-Bar
with DESTACO®
Toggle Lock
Plus



225-UBⓘ

Straight Base
U Bar



225-UBSSⓘ

Straight Base, U Bar,
Stainless Steel



235 Series

Max. Holding Capacity: 3340 N [750 lbf]
3780 N [850 lbf] (**USS**)

235-U

Flanged Base
U-Bar



235-USS

Flanged Base, U-Bar,
Stainless Steel



235-UR

Flanged Base, U-Bar
with DESTACO®
Toggle Lock
Plus



235-UBⓘ

Straight Base
U-Bar



305, 307, 309 Series

Max. Holding Capacity: 670 N [150 lbf] (**305**)
900 N [200 lbf] (**305-USS**)
1560 N [350 lbf] (**307**)
3340 N [750 lbf] (**309**)

305-U

Flanged Base
U-Bar



305-USS

Flanged Base
U-Bar, Stainless
Steel



305-UR

Flanged Base,
U-Bar with
DESTACO®
Toggle
Lock
Plus



307-U

Flanged Base
U-Bar



307-USS

Flanged Base
U-Bar, Stainless
Steel



307-UR

Flanged Base,
U-Bar with
DESTACO®
Toggle
Lock
Plus



309-U

Flanged Base
U-Bar



309-USS

Flanged Base
U-Bar, Stainless
Steel



309-URⓘ

Flanged Base,
U-Bar with
DESTACO®
Toggle
Lock
Plus



ⓘ This item is available upon request

206, 5300 SERIES

Horizontal Hold Down Clamps

206 Series

Max. Holding Capacity: 440 N [100 lbf]

206-SS

Flanged Base
Low U-Bar,
Stainless Steel



206-HSS

Flanged Base
High U-Bar,
Stainless Steel



5300 Series

Max. Holding Capacity: [600lbf] 2670N (5305)
[1300lbf] 5780N (5310)

5305/5310

Flanged Base



5305-B/5310-B

Solid
Base



5305-R/5310-R

Flanged Base
with
DESTACO®
Toggle Lock
Plus



5305-BR①/5310-BR①

Solid Base
with
DESTACO®
Toggle Lock
Plus



① This item is available upon request


6001, 601, 6015, 603, 608 SERIES

Straight Line Action Clamps

6001 Series

Max. Holding Capacity: [150 lbf] 670 N

6001
6001-M



6001-SS
6001-MSS



601 Series

Max. Holding Capacity: [100 lbf] 440 N

601




601-M



601-O
Straight Base
U-Bar



601-SS
Stainless steel



601-OSS ⓘ
Stainless steel
External
thread



6015 Series

Max. Holding Capacity: [560 lbf] 2500 N
[630 lbf] 2800 N (SS, MSS)

6015
6015-M



6015-SS,
6015-MSS
Stainless
Steel



6015-R,
6015-MR
with DESTACO®
Toggle Lock
Plus



603, 608 Series

Max. Holding Capacity: [600 lbf] 2670 N (603, 603-M, 603-R, 603-MR)
[840 lbf] 3740 N (603-SS, 603-MSS)
[850 lbf] 3780 N (608)

603
603-M



603-SS
603-MSS
Stainless
Steel



603-R
603-MR
with
DESTACO®
Toggle Lock
Plus



608
608-M



ⓘ This item is available upon request

605, 606, 607, 609, 610, 615, 620, 630 SERIES

Straight Line Action Clamps

605 Series

Max. Holding Capacity: [300 lbf] 1330 N

605
605-M



606 Series

Max. Holding Capacity: [450 lbf] 2000 N

606
606-M



607 Series

Max. Holding Capacity: [800 lbf] 3560 N

607
607-M




607-SQ
607-SQM
with Square
Plunger



609 Series

Max. Holding Capacity: [300 lbf] 1330 N

609
Flanged Base




609-B
Straight Base



610 Series

Max. Holding Capacity: [800 lbf] 3560 N

610
610-M



615 Series

Max. Holding Capacity: [300 lbf] 1330 N


615



620 Series

Max. Holding Capacity: [600 lbf] 2670 N

620
620-M




630 Series

Max. Holding Capacity: [2,500 lbf] 11100 N

630
630-M



630-R
630-MR
with DESTACO®
Toggle Lock
Plus



 This item is available upon request

640, 650, 95000, 5000 SERIES

Straight Line Action Clamps

640 Series

Max. Holding Capacity: [7,500 lbf] 33400 N

640
640-M



640-R
640-MR
with DESTACO®
Toggle Lock
Plus



650 Series

Max. Holding Capacity: [16,000 lbf] 71200 N

650
650-M



95030, 95040, 95050, 95060 Series

Max. Holding Capacity: [550 lbf] 2450 N (95030)
[1100 lbf] 4900 N (95040)
[1650 lbf] 7340 N (95050)
[3960 lbf] 17600 N (95060)

95030



95040



95050 ⓘ



95060 ⓘ



5130, 5131, 5133 Series

Max. Holding Capacity: [2500 lbf] 11120 N (5131)
[5800 lbf] 25800N (5130)
[4600 lbf] 20460N (5133)

5130/-M
5131/-M
5133/-M
Flanged Base



5130-B/-MB
5131-B/-MB
5133-B/-MB
Solid Base



5130-R/-MR
5131-R/-MR
5133-R/-MR
Flanged Base
with DESTACO®
Toggle Lock Plus



5130-BR ⓘ/-MBR ⓘ
5131-BR ⓘ/-MBR ⓘ
5133-BR ⓘ/-MBR ⓘ
Solid Base
with DESTACO®
Toggle Lock Plus



5150 Series

Max. Holding Capacity: [5800lbf] 25800N

5150/5150-M
Flanged Base



5150-B/5150-MB
Solid Base



5150-R/5150-MR
Flanged Base
with DESTACO®
Toggle Lock Plus



5150-BR ⓘ/5150-MBR ⓘ
Solid Base
with DESTACO®
Toggle Lock Plus



ⓘ This item is available upon request

602, 604, 624, 6004, 614, 670, 675, 690, 695 SERIES

Straight Line Action Clamps

602, 604, 624 Series

Max. Holding Capacity: [200 lbf] 900 N (**602**)
 [300 lbf] 1330 N (**604, 604-MM**)
 [400 lbf] 1780 N (**604-SS, 604-MMSS**)
 [700 lbf] 3110 N (**624**)

602
 602-SS
 602-MM
 602-MMSS



604
 604-SS
 604-MM
 604-MMSS ⓘ



624
 624-SS
 624-MM



6004 Series

Max. Holding Capacity: [450 lbf] 2000 N

6004
 6004-MM




6004-R
 6004-MMR
 with
 DESTACO®
 Toggle Lock
 Plus



Mounting Plates for 602, 604, 624, 6004 Series

602106-M (**602, 602-MM**)



604106 (**604, 6004**)
 604106-M (**604-MM, 6004-MM**)



624106-M (**624, 624-MM**)



614 Series

Max. Holding Capacity:
 [1125 lbf] 5000 N

614-M



670, 675, 690, 695 Series

Max. Holding Capacity: [2400 lbf] 10680 N (**670-1, 675-1**)
 [5000 lbf] 22240 N (**690-1, 695-1**)

670-1MBPLS



675-1MBPLS



690-1MBPLS



695-1MBPLS ⓘ



ⓘ This item is available upon request

FO, FL, G, F SERIES

Variable Stroke Straight Line Action Clamps

FO Series

Type of Mounting:

- Foot mount

Type of Actuation:

- Hand wheel or hand lever (one-handed operation)
- Locking lever and Plunger (two-handed operation)




FL Series

Type of Mounting:

- Flange mount

Type of Actuation:

- Locking lever or hand wheel (one-handed operation)
- Locking lever and Plunger (two-handed operation)



G Series








Type of Mounting:

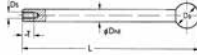
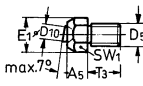
- Through hole mount

Type of Actuation:

- Locking lever and Plunger (two-handed operation)
- Hand wheel or hand lever (one-handed operation)



		Model	Holding Capacity Max. [lbs] N
Flanged base 		FO-082-40 FO-120 FO-121-45 FO-122-45	[335] 1500 [675] 3000 [675] 3000 [675] 3000
		FO-160 FO-161-60 FO-162-60 FO-220 FO-221-80	[2020] 9000 [2020] 9000 [2020] 9000 [4045] 18000 [4045] 18000
Front flange 		FL-120 FL-121-45 FL-122-45	[675] 3000
		FL-160 FL-161-60 FL-162-60	[2020] 9000
Threaded mount 		G-082-40 G-120	[335] 1500 [675] 3000
		G-121-45 G-122-45	[675] 3000

Accessories	Model
Plunger 	12/100
	12/200
	12/300
	16/100
	16/200
	16/300
	16/400
	16/500
	22/100
	22/200 22/300
Swivel thrust pad 	K508
	K612
	K816
	K1222



Model	Holding Capacity Max. [lbs] N
F-160	[4040] 18000

3051, 330, 351, 371, 381, 323, 331, 341 SERIES

Pull Action Latch Clamps

3051 Series

Max. Holding Capacity: 6700N [1500lbf]

3051



3051-R



330, 351, 371, 381 Series

Max. Holding Capacity: 900 N [200 lbf] (330)

1670 N [375 lbf] (351)

2000 N [450 lbf] (351-SS)

3340 N [750 lbf] (371)

4450 N [1000 lbf] (381)

330
330-SS



351
351-SS



351-B
351-BSS
Narrow Base



351-R
with DESTACO®
Toggle Lock Plus



371
371-SS



371-R
with DESTACO®
Toggle Lock Plus



381
381-SS



323, 331, 341 Series

Max. Holding Capacity: 1600 N [360 lbf] (323)

3200 N [720 lbf] (331)

8900 N [2000 lbf] (341)

323
323-SS



323-R
323-RSS
with DESTACO®
Toggle Lock Plus



331
331-SS



331-R
331-RSS
with DESTACO®
Toggle Lock Plus



341
341-SS



341-R
341-RSS
with DESTACO®
Toggle Lock Plus



 This item is available upon request

375, 385 SERIES

Pull Action Latch Clamps

375 Series

Max. Holding Capacity: [4000 lbf] 17800 N

375



375-R
with
DESTACO®
Toggle Lock
Plus



375-B
Weld-on
Mounting



375-BR ⓘ
Weld-on
Mounting
with DESTACO®
Toggle Lock
Plus



375509
Cleat



385102
Optional
Latch Plate
for 375 and
375-R



385 Series

Max. Holding Capacity: [7500 lbf] 33300 N (**385**)
[6000 lbf] 26700 N (**385-V2A**)

385



385-R
with DESTACO®
Toggle Lock
Plus



385-L
Low Profile
Handle



385-V2A ⓘ
Stainless Steel



375509
Cleat



385102
Optional
Latch Plate
for 385, 385-R
and 385-L



ⓘ This item is available upon request

324, 334, 344, 374, 301, 311, 3011, 353 SERIES

Pull Action Latch Clamps

324, 334, 344, 374 Series

Max. Holding Capacity: [500 lbf] 2200 N (**324**)
 [1000 lbf] 4450 N (**334**)
 [2000 lbf] 8900 N (**344**)
 [4000 lbf] 17800 N (**374**)

324
324-SS



324-R
with DESTACO®
Toggle Lock
Plus



334
334-SS



334-R
with DESTACO®
Toggle Lock
Plus



344
344-SS



344-R
with DESTACO®
Toggle Lock
Plus



374



301, 311 Series

Max. Holding Capacity: 1670 N [375 lbf] (**301**)
 2000 N [450 lbf] (**301-SS**)
 5340 N [1200 lbf] (**311**)

301
301-SS



311



3011 Series

Max. Holding Capacity: 8900 N [2000 lbf]

3011



353 Series

Max. Holding Capacity: 12460 N [2800 lbf] (**353-35**)
 9350 N [2100 lbf] (**353-65**)

353-35



353-65



325, 345, 424, 441, 431, 425, 435, 460, 480 SERIES

Squeeze Action Plier Clamps

325 Series

Max. Holding Capacity: 3560 N [800 lbf]

325,
325-SS



345 Series

Max. Holding Capacity: 3560 N [800 lbf]

345,
345-G ⓘ



424, 441 Series

Max. Holding Capacity: 900 N [200 lbf] (**424**)
1560 N [350 lbf] (**441**)

424



424-2

With Two
Adjustable
Spindles



441



441-2

With Two
Adjustable
Spindles



431 Series

Max. Holding Capacity: 400 N [100 lbf]

431



425, 435 Series

Max. Holding Capacity: 2220 N [500 lbf]

425 ⓘ



435



460, 480 Series

Max. Holding Capacity: 3110 N [700 lbf] (**462, 462-2, 463**)
5340 N [1200 lbf] (**482, 484**)
4450 N [1000 lbf] (**486**)

462



462-2

With Two Adjustable
Spindles



463



482



484



486



SPINDLES

Manual Clamping Accessories

Flat-Tip Bonded Black Neoprene Spindle – Inch

- Includes jam nuts
- Stainless steel versions available upon request



Part No.	Thread
102208	#8-32
105208	
201208	#10-32
202208	
215208	1/4-20
424208	
431208	
225208	5/16-18
507208	
240208	
527208	3/8-16
235208	
247208	1/2-13
267208	5/8-11

Flat-Tip Bonded Red Neoprene Spindle – Metric

- Includes jam nuts



Part No.	Thread
431208-M	
424208-M	M6
202208-M	
215208-M	
225208-M	
2007208-M	M8
507208-M	
240208-M	M10
235208-M	
247208-M	M12



Part No.	Thread
205208-M	M4
201208-M	
305208-M	
213208-M	M5
2013208-M	
307208-M	M8



Part No.	Thread
213208-M-L [Ⓢ]	M5

Cone-Tip Bonded Black Neoprene Spindle – Inch

- Includes jam nuts



Part No.	Thread
305208	#10-32
213208	1/4-20
509208	5/16-18
519208	
210208	3/8-16

Large Diameter Padded Swivel Foot Spindle-Inch

- Includes jam nuts



Part No.	Thread
207209	1/4-20
507209	5/16-18
210209	3/8-16

Plunger-matic Assemblies

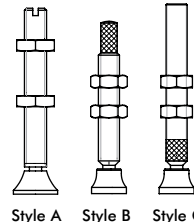
- For use with Straight Line Action clamps
- Includes jam nut



Part No.	Thread
905	5/16-18
905-M	M8
920	3/8-16
920-M	M10

Swivel Foot Spindle

- Includes jam nuts



Part No.	Thread	Style
207206-M	M6	A
507206-M	M8	A
468206-M	M10	B
210206-M	M12	A
250206-M	M12	A
207206	1/4-20	C
507206	5/16-18	C
468206	3/8-16	B
210206		C
250206	1/2-13	C

[Ⓢ] Item is available upon request.

SPINDLES, CAPS, FLANGED WASHERS, BOLT RETAINERS

Manual Clamping Accessories

Hex Head Spindle – Stainless Steel

- Includes jam nuts



Part No.	Thread
205943-M	M4
201943-M	M5
202943-M	M6
207943-M	M8
237943-M	M10
245943-M	M12
205943	#8-32
201943	#10-32
202943	1/4-20
207943	5/16-18
237943	3/8-16
245943	1/2-13

Hex Head Spindle

- Includes jam nuts



Part No.	Thread	Part No.	Thread
205203-M	M6	205203	1/4-20
461203-M	M8	202203	
207203-M		461203	
491203-M		441203	5/16-18
210203-M	M10	207203	
240203-M		491203	
220203-M	M12	210203	3/8-16
267203-M	M16	240203	
105203*	#8-32	527203	
305203	#10-32	325203	1/2-13
		220203	
		250203	5/8-11

*Material: nylon

Neoprene Caps - Slip on Hex Head



Part No.	Fits Spindle Ø
215119	M6 or 1/4
225119	M8 or 5/16
235119	3/8

Neoprene Caps - Slip on



Part No.	Fits Spindle Ø
424107	M6 or 1/4
235110	M10 or 3/8

Polyurethane Caps - Threaded - Flat Tip



Part No.	Fits Spindle Ø
215219	1/4-20
215219-M	M6 x 1.0
225219	5/16-18
225219-M	M8 x 1.25
235219	3/8-16
235219-M	M10 x 1.5

Polyurethane Caps - Threaded - Cone Tip



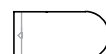
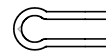
Part No.	Fits Spindle Ø
215319	1/4
225319	5/16
235319	3/8

Flanged Washers –



Part No. Standard	Part No. Stainless	Fits Spindle Ø
105106	105906	M4 or #8
102111	102911	M5 or #10
215105	215905	M6 or 1/4
507107	507907	M8 or 5/16
235106	235906	M10 or 3/8
247109	247909	M12 or 1/2
267102	267902	M16 or 5/8

Bolt Retainers



Style A



Style B

Part No.	Fits Spindle Ø	Style
207105	M8 or 5/16	A
207105-M		B
210114	M10 or 3/8	A
210114-M		B
247110	M12 or 1/2	A
247110-M		B
250121	M12 or 1/2	A
2002115-E	M6 or 1/4	
2007115-E	M8 or 5/16	B
2010115-E	M10 or 3/8	

ADAPTERS & EXTENSIONS

Manual Clamping Accessories

Length Adapter



Height Adapter



Clamping Arm Adapter



Model no.	Length Adapter
213-U-L / 213-UB-L 2013-U / 2013-UB 2013-UR / 2013-UBR	L-213-1-01 ⓘ L-213-1-02 ⓘ
202-U-L / 202-UB-L 217-U-L / 217-UB-L 2002-U-L / 2002-UB-L 2017-U / 2017-UB 2017-UR / 2017-UBR	L-217-1-01 ⓘ L-217-1-02 ⓘ L-217-1-03 ⓘ
207-U-L / 207-UB-L 227-U-L / 227-UB-L 2007-U-LS / 2007-U-LS 2027-U / 2027-UB 2027-UR / 2027-UBR	L-227-1-01 ⓘ L-227-1-02 ⓘ L-227-1-03 ⓘ L-227-1-04 ⓘ

Model no.	Height Adapter
213-U-L / 213-UB-L 2013-U / 2013-UB 2013-UR / 2013-UBR	L-213-2-01 ⓘ L-213-2-02 ⓘ
202-U-L / 202-UB-L 217-U-L / 217-UB-L 2002-U-LS / 2002-UB-LS 2017-U / 2017-UB 2017-UR / 2017-UBR	L-217-2-01 ⓘ L-217-2-02 ⓘ
207-U-L / 207-UB-L 227-U-L / 227-UB-L 2007-U-LS / 2007-U-LS 2027-U / 2027-UB 2027-UR / 2027-UBR	L-227-2-01 ⓘ L-227-2-02 ⓘ


Model no.	Clamping Arm Adapter
213-U-L / 213-UB-L 2013-U / 2013-UB 2013-UR / 2013-UBR	L-213-3-01 ⓘ
202-U-L / 202-UB-L 217-U-L / 217-UB-L 2002-U-LS / 2002-UB-LS 2017-U / 2017-UB 2017-UR / 2017-UBR	L-217-3-01 ⓘ
207-U-L / 207-UB-L 227-U-L / 227-UB-L 2007-U-LS / 2007-UB-LS 2027-U / 2027-UB 2027-UR / 2027-UBR	L-227-3-01 ⓘ

ⓘ Available upon request.
Also available in Black. Add **-BLK** to part number.

ⓘ Available upon request.
Also available in Black. Add **-BLK** to part number.

ⓘ Available upon request.
Also available in Black. Add **-BLK** to part number.

Arm Extension:



Cross Arm Set

- 1 x cross arm
- 2 x adjustment spindles with neoprene thrust pads vulcanized, resin-free, inc. 2 x fastening nuts
- 4 x flange washers
- 1 x screw, 1 x fastening nut



Model no.	Extension link
213-U-L / 213-UB-L 2013-U / 2013-UB 2013-UR / 2013-UBR	L-213-4-01 ⓘ
202-U-L / 202-UB-L 217-U-L / 217-UB-L 2002-U-LS / 2002-UB-LS 2017-U / 2017-UB 2017-UR / 2017-UBR	L-217-4-01 ⓘ
207-U-L / 207-UB-L 227-U-L / 227-UB-L 2007-U-LS / 2007-UB-LS 2027-U / 2027-UB 2027-UR / 2027-UBR	L-227-4-01 ⓘ

Model no.	For Models with U Arms	Adjustable Spindles
207426-Q	207, 225, 227	507208-M
210440-Q	210, 235, 237	240208-M

ⓘ Available upon request. Also available in Black. Add **-BLK** to part number.

812, 802, 807 SERIES

Pneumatic Toggle Clamps

812 Series

812-U



High temperature version available upon request as Model 812-U-HT

Optional Sensors: 810156, 810158
Replacement Clamp Assembly: 812-U-LC
Replacement Cylinder Assembly: 812CYL

Model	Maximum Holding Capacity		Maximum Exerting Force @ 5bar [72PSI]		Accessories (Supplied)	
	Inner	Outer	Inner	Outer	Spindle Accessory	Flanged Washers
812-U	[100 lbf] 440 N	[55 lbf] 245 N	[136 lbf] 613 N	[92 lbf] 413 N	305208-M	102111

802 Series

802-U
802-UE



High temperature version available upon request as Model 802-U-HT

Replacement Seal Kit: 802450-32-1-00
Replacement Clamp Assembly: 802-U-LC
Replacement Cylinder Assembly: 802CYL

Model	Maximum Holding Capacity		Max. Exerting Force @ 5bar [72PSI]		Accessories (Supplied)	
	Inner	Outer	Inner	Outer	Spindle Accessory	Flanged Washers
802-U	[200 lbf] 890 N	[110 lbf] 490 N	[450 lbf] 2010 N	[234 lbf] 1045 N	202208-M	215105
802-UE						

Sensor Accessories	Item Number
Round Reed Switch with Quick Disconnect	810169
T-slot Reed Switch with Quick Disconnect	8EA-109-1
Quick Disconnect 2M Extension Cable	CABL-010
Quick Disconnect 5M Extension Cable	CABL-013

807 Series

807-U
807-UE



807-S
807-SE



Replacement Seal Kit: 802450-32-1-00
Replacement Clamp Assembly: 807-U-LC, 807-S-LC
Replacement Cylinder Assembly: 807CYL

Model	Maximum Holding Capacity		Maximum Exerting Force @ 5bar [72PSI]		Accessories (Supplied)		
	Inner	Outer	Inner	Outer	Spindle Accessory	Flanged Washers	Bolt Retainer
807-U	[375 lbf] 1670 N	[275 lbf] 1220 N	[576 lbf] 2573 N	[297 lbf] 1327 N	--	507107	--
807-UE					2007208-M		
807-S	[500 lbf] 2220 N	[260 lbf] 1160 N	[540 lbf] 2412 N	[180 lbf] 804 N	--	--	207105
807-SE							

Sensor Accessories	Item Number
Round Reed Switch with Quick Disconnect	810169
T-slot Reed Switch with Quick Disconnect	8EA-109-1
Quick Disconnect 2M Extension Cable	CABL-010
Quick Disconnect 5M Extension Cable	CABL-013

810, 846, 8007 SERIES

Pneumatic Toggle Clamps

810 Series

810-U
810-UE



810-S
810-SE



Model	Maximum Holding Capacity		Maximum Exerting Force @ 5bar [72PSI]		Accessories (Supplied)		
	Inner	Outer	Inner	Outer	Spindle Accessory	Flanged Washers	Bolt Retainer
810-U	[600 lbf] 2670 N	[290 lbf] 1290 N	[856 lbf] 3834 N	[407 lbf] 1823 N	--	235106	--
810-UE					240208-M		
810-S	[750 lbf] 3340 N	[500 lbf] 2220 N	[702 lbf] 3143 N		--	--	210114
810-SE							

Replacement Seal Kit: 810450-40-1-00
Replacement Clamp Assembly: 810-U-LC, 810-S-LC
Replacement Cylinder Assembly: 810CYL

Sensor Accessories
 Round Reed Switch with Quick Disconnect
 T-slot Reed Switch with Quick Disconnect
 Quick Disconnect 2M Extension Cable
 Quick Disconnect 5M Extension Cable

Item Number
 810169
 8EA-109-1
 CABL-010
 CABL-013

846 Series

846 ⓘ



Model	Maximum Holding Capacity		Max. Exerting Force @ 5bar [72PSI]	
	Inner	Outer	Inner	Outer
846 ⓘ	[750 lbf] 3340 N	[520 lbf] 2310 N	[786 lbf] 3520 N	[491 lbf] 2200 N

Replacement Seal Kit: 810450-40-1-00
Replacement Clamp Assembly: 846-LC
Replacement Cylinder Assembly: 846CYL


Sensor Accessories
 Round Reed Switch with Quick Disconnect
 T-slot Reed Switch with Quick Disconnect
 Quick Disconnect 2M Extension Cable
 Quick Disconnect 5M Extension Cable

Item Number
 810169
 8EA-109-1
 CABL-010
 CABL-013

ⓘ This item is available upon request

8007 Series

8007-E



8007-EHL



8007-EHR



Model	Maximum Holding Capacity		Max. Exerting Force @ 5bar [72PSI]	
	Inner	Outer	Inner	Outer
8007-E	[830 lbf] 3700 N	[405 lbf] 1800 N	[606 lbf] 2700 N	[225 lbf] 1000 N
8007-EHL				
8007-EHR				

Replacement Clamp Assembly: 8007-LC

Sensor Accessories
 Round Reed Switch with Quick Disconnect
 T-slot Reed Switch with Quick Disconnect
 Quick Disconnect 2M Extension Cable
 Quick Disconnect 5M Extension Cable

Item Number
 810169
 8EA-109-1
 CABL-010
 CABL-013

847, 858, 8021, 8071 SERIES

Pneumatic Toggle Clamps

847 Series

847-U



847-S



Model	Maximum Holding Capacity		Max. Exerting Force @ 5bar [72PSI]		Accessories (Supplied)		
	Inner	Outer	Inner	Outer	Spindle Accessory	Flanged Washers	Bolt Retainer
847-U	[1000 lbf] 4450 N	[480 lbf] 2135 N	[948 lbf] 4248 N	[450 lbf] 2018 N	--	247109	--
847-S	[1000 lbf] 4450 N	[650 lbf] 2890 N		[426 lbf] 1912 N	--	--	247110

Replacement Seal Kit: 847450-50-1-00

Replacement Clamp Assembly: 847-U-LC, 847-S-LC

Replacement Cylinder Assembly: 847CYL

Sensor Accessories

Round Reed Switch with Quick Disconnect
T-slot Reed Switch with Quick Disconnect
Quick Disconnect 2M Extension Cable
Quick Disconnect 5M Extension Cable

Item Number

810169
8EA-109-1
CABL-010
CABL-013

858 Series

858

858-E



Model	Maximum Holding Capacity		Max. Exerting Force @ 5bar [72PSI]	
	Inner	Outer	Inner	Outer
858	[4,000 lbf] 17800 N	[2,000 lbf] 8900 N	[1,530 lbf] 6857 N	[800 lbf] 3585 N
858-E				

Replacement Seal Kit: 850450-63-1-00

Replacement Clamp Assembly: 858-LC

Replacement Cylinder Assembly: 858CYL

Sensor Accessories

Round Reed Switch with Quick Disconnect
T-slot Reed Switch with Quick Disconnect
Quick Disconnect 2M Extension Cable
Quick Disconnect 5M Extension Cable

Item Number

810169
8EA-109-1
CABL-010
CABL-013

8021, 8071 Series

8021 ⓘ

8021-UE ⓘ



8071

8071-UE



Model	Maximum Holding Capacity		Max. Exerting Force @ 5bar [72PSI]		Accessories (Supplied)	
	Inner	Outer	Inner	Outer	Spindle Accessory	Flanged Washer
8021 ⓘ	[390 lbf] 1735 N	[255 lbf] 1135 N	[169 lbf] 760 N	[100 lbf] 449 N	--	8021122
8021-UE ⓘ						
8071	[450 lbf] 2000 N	[310 lbf] 1380 N	[496 lbf] 2218 N	[283 lbf] 1267 N	--	507107
8071-UE						

Replacement Seal Kit: 8021: 802450-32-1-00
8071: 810450-40-1-00

Sensor Accessories

Round Reed Switch with Quick Disconnect
T-slot Reed Switch with Quick Disconnect
Quick Disconnect 2M Extension Cable
Quick Disconnect 5M Extension Cable

Item Number

810169
8EA-109-1
CABL-010
CABL-013

ⓘ This item is available upon request.

817, 827, 868, 8031 SERIES

Pneumatic Toggle Clamps

817, 827 Series

817-U
817-UE



817-S
817-SE



827-U
827-UE



827-S
827-SE



Model	Max. Holding Capacity		Max. Exerting Force @ 5bar [72PSI]		Accessories (Supplied)		
	Inner	Outer	Inner	Outer	Spindle Accessory	Flanged Washers	Bolt Retainer
817-U	[375 lbf] 1670 N		[369 lbf] 1648 N		--	507107	--
817-UE		[200 lbf] 890 N		[225 lbf] 1005 N	225208-M		
817-S	[450 lbf] 2000 N		[360 lbf] 1608 N		--	--	207107
817-SE							
827-U	[600 lbf] 2670 N	[390 lbf] 1735 N		[309 lbf] 1383 N	--	235106	--
827-UE			[491 lbf] 2200 N		240208-M		
827-S	[700 lbf] 3110 N	[330 lbf] 1470 N		[281 lbf] 1257 N	--	--	210114
827-SE							

Replacement Seal Kit: 817: 802450-32-1-00, 827: 810450-40-1-00

Replacement Clamp Assembly: 817-U-LC, 817-S-LC, 827-U-LC, 827-S-LC

Replacement Cylinder Assembly: 817: 807CYL, 827: 810CYL

Sensor Accessories

Round Reed Switch with Quick Disconnect
T-slot Reed Switch with Quick Disconnect
Quick Disconnect 2M Extension Cable
Quick Disconnect 5M Extension Cable

Item Number

810169
8EA-109-1
CABL-010
CABL-013

868 Series

868
868-E



Model	Max. Holding Capacity		Max. Exerting Force @ 5bar [72PSI]	
	Inner	Outer	Inner	Outer
868	[4000 lbf] 17800 N	[2400 lbf] 10675 N	[1704 lbf] 7637 N	[800 lbf] 3585 N
868-E				

Replacement Seal Kit: 850450-63-1-00

Replacement Clamp Assembly: 868-LC

Replacement Cylinder Assembly: 868CYL

Sensor Accessories


Round Reed Switch with Quick Disconnect
T-slot Reed Switch with Quick Disconnect
Quick Disconnect 2M Extension Cable
Quick Disconnect 5M Extension Cable

Item Number

810169
8EA-109-1
CABL-010
CABL-013

8031 Series

8031 ⓘ



Model	Maximum Holding Capacity	Maximum Exerting Force @ 5bar [72PSI]
8031 ⓘ	[2000 lbf] 8900 N	[731 lbf] 3285 N

Sensor Accessories

Round Reed Switch with Quick Disconnect
Quick Disconnect 2M Extension Cable
Quick Disconnect 5M Extension Cable

Item Number

810169
CABL-010
CABL-013

803, 830, 850, 800, 1200 SERIES

Pneumatic Toggle Clamps

803 Series

803
803-ME



Model	Max. Holding Capacity	Max. Exerting Force @ 5bar [72PSI]
803	[600 lbf] 2670 N	[675 lbf] 3015 N
803-ME		

High temperature version available upon request as Model 803-U-HT

Replacement Seal Kit: 802450-32-1-00
Replacement Clamp Assembly: 803-LC, 803-M-LC
Replacement Cylinder Assembly: 807CYL

Sensor Accessories	Item Number
Round Reed Switch with Qk Disconnect	810169
T-slot Reed Switch with Qk Disconnect	8EA-109-1
Quick Disconnect 2M Extension Cable	CABL-010
Quick Disconnect 5M Extension Cable	CABL-013

830 Series

830
830-ME




Model	Maximum Holding Capacity	Maximum Exerting Force @ 5bar [72PSI]
830	[2500 lbf] 11100 N	[800 lbf] 3582 N
830-ME		

Replacement Seal Kit: 810450-40-1-00
Replacement Clamp Assembly: 830-LC, 830-M-LC
Replacement Cylinder Assembly: 810CYL

Sensor Accessories	Item Number
Round Reed Switch with Quick Disconnect	810169
T-slot Reed Switch with Quick Disconnect	8EA-109-1
Quick Disconnect 2M Extension Cable	CABL-010
Quick Disconnect 5M Extension Cable	CABL-013

850 Series

850 ⓘ
850-ME ⓘ



Model	Maximum Holding Capacity	Maximum Exerting Force @ 5bar [72PSI]
850 ⓘ	[16,000 lbf] 71200 N	[1232 lbf] 5522 N
850-ME ⓘ		

Replacement Seal Kit: 850450-63-1-00
Replacement Clamp Assembly: 850-LC, 850-M-LC
Replacement Cylinder Assembly: 868CYL

Sensor Accessories	Item Number
Round Reed Switch with Quick Disconnect	810169
T-slot Reed Switch with Quick Disconnect	8EA-109-1
Quick Disconnect 2M Extension Cable	CABL-010
Quick Disconnect 5M Extension Cable	CABL-013

ⓘ This item is available upon request.

800, 1200 Series

800



800-E



1200 ⓘ



1200-E ⓘ



Repair Kits: 800-00,
1200-00

Model	Exerting Force
800	[850~1500 lbf] 3780~6670N
800-E	[650~1200 lbf] 2890~5340N
1200 ⓘ	[750~1600 lbf] 3340~7120N
1200-E ⓘ	[550~1200 lbf] 2450~5340N

ⓘ This item is available upon request

9500 SERIES

Pneumatic Swing Clamps

9500 Series

9522-2



9530-2



9540-2



9550-2




Shown with optional clamping arm.

Model	Swing Direction	Clamping Force† [lbf]N	Replacement Seal Kit	Side Flange Kit	Tapped Hole Kit	Standard Mount Kit	Clamp Arm
9522-2L	LH	[34]	952292	952260	952261	952262	9522153
9522-2R	RH	150					9522150
9530-2L	LH	[76] 340	953092	954060	954061	953062	9540150
9530-2R	RH						
9530-2GR							
9540-2L	LH	[123] 550	954092	954060	954061	953062	9540153
9540-2R	RH						
9540-2GR							
9550-2L	LH	[196] 870	955092	955060	955061	953062	9550150
9550-2GL							9550153
9550-2R	RH						9550150
9550-2GR							9550153

*Swing direction is field adjustable.

†with standard clamping arm @ 5bar [72psi].



89R, 89B SERIES

Pneumatic Swing Clamps

89R Series



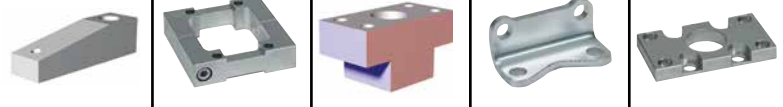
Model	Swing Direction*	Clamping Force† [lbf]N	Replacement Seal Kit	Clamp Arm	Body Mount Flanges	Clamp Arm Adapter	Mounting Feet	End Mount Flanges
89R20-010-2	LH, RH	[18] 80	89R20-00	8JG-215-1	8MA-092-1	8MA-084-1	8MW-018-1	8MA-061-1
89R32-010-2	LH, RH, STRT	[55] 245	89R32-00	8JG-217-1	8MA-094-1	8MA-086-1	8MW-020-1	8MA-063-1
89R40-010-2		[85] 380	89R40-00	8JG-218-1	8MA-095-1	8MA-087-1	8MW-021-1	8MA-064-1
89R40-025-2		[138] 614	89R50-00	8JG-219-1	8MA-096-1	8MA-088-1	8MW-022-1	8MA-065-1
89R50-025-2		[218] 970	89R63-00	8JG-220-1	--	8MA-089-1	8MW-023-1	8MA-066-1
89R63-025-2								

*Swing direction is field adjustable.


†with standard clamping arm @ 5bar [72psi].

Note: Switches are optional. To order with (2) 8EA-109-1 switches, add **A** to the end of the model.

Ex. 89R32-010-2**A**



89B Series



Model	Swing Direction	Clamping Force [lbf.]N†	Replacement Seal Kit	Clamp Arm	Clamp Arm Adapter
89B20-010-2R	RH	[29] 130	89B/E20-2-00	8JG-215-1	8MA-084-1
89B20-010-2L	LH				
89B32-010-2R	RH	[79] 350	89B/E32-2-00	8JG-217-1	8MA-086-1
89B32-010-2L	LH				
89B40-010-2R	RH	[130] 580	89B/E40-2-00	8JG-218-1	8MA-087-1
89B40-010-2L	LH				
89B50-025-2R	RH	[225] 1000	89B/E50-2-00	8JG-219-1	8MA-088-1
89B50-025-2L	LH				
89B63-008-2R	RH	[321] 1430	89B/E63-2-00	8JG-220-1	8MA-089-1
89B63-008-2L	LH				

†with standard clamping arm at 6bar [87psi].

Note: Switches are optional. To order clamp with (2) 8EA-109-1 switches, add **A** to the end of the model. EX. 89B30-010-2**RA**.



8100, 8300, 89E SERIES

Pneumatic Swing Clamps

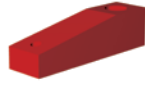

8100, 8300 Series




Model	Swing Direction	Clamping Force [lbf.]N†	Replacement Seal Kit	Clamp Arm	Clamp Arm Adapter
8115	RH	[25]	801560	801528	801532
8116	LH	110		801529	
8315	RH	[89]	821560	821512	821556
8316	LH	400		821513	

† with standard clamping arm at 5bar [72psi].

Note: To order without clamping arm, add -LA to the end of the model number. EX. 8115-LA.







89E Series



Model	Swing Direction	Clamping Force [lbf.]N†	Replacement Seal Kit	Clamp Arm	Clamp Arm Adapter	Mounting Flanges
89E20-010-2R	RH	[29]	89E/E20-2-00	8JG-215-1	8MA-084-1	8MA-219-1
89E20-010-2L	LH	130				
89E32-010-2R	RH	[79]	89E/E32-2-00	8JG-217-1	8MA-086-1	8MA-220-1
89E32-010-2L	LH	350				
89E40-010-2R	RH	[130]	89E/E40-2-00	8JG-218-1	8MA-087-1	8MA-221-1
89E40-010-2L	LH	580				
89E50-025-2R	RH	[225]	89E/E50-2-00	8JG-219-1	8MA-088-1	8MA-222-1
89E50-025-2L	LH	1000				
89E63-008-2R	RH	[321]	89E/E63-2-00	8JG-220-1	8MA-089-1	8MA-223-1
89E63-008-2L	LH	1430				

† with standard clamping arm at 6bar [87psi]

8000, 8200, 8400, 035 SERIES

Pneumatic Swing Clamps




8000, 8200, 8400 Series



Model	Swing Direction	Clamping Force [lbf.]N†	Replacement Seal Kit	Clamp Arm	Clamp Arm Adapter	Mounting Flanges
8015	RH	[18]	801560	801528 801529	801532	801553
8016	LH	80				
8215	RH	[67]	821560	821512	821556	821553
8216	LH	300				
8415	RH	[55]	841560	821513	--	841550
8416	LH	245				

† with standard clamping arm at 6bar [87psi]

Note: To order without clamping arm, add -LA to the end of the model number. EX. 8015-LA.






035 Series

035-1





035-2



Model	Swing Direction	Clamping Force [lbf.] N†	Replacement Seal Kit	Clamp Arm	Mounting Flanges
035-125-190	RH	[20]	905516	036-551-01 036-551-02	051-150-160
035-125-290	LH	89			
035-132-190	RH	[30]	905517	036-630-01 036-630-02	051-187-160
035-132-290	LH	133			
035-140-190	RH	[60]	905518	036-630-01 036-630-02	051-225-160
035-140-290	LH	267			
035-150-190	RH	[69]	905519	036-787-01 036-787-02	051-250-160
035-150-290	LH	307			
035-225-190	RH	[20]	905516	036-551-01 036-551-02	--
035-225-290	LH	89			
035-232-190	RH	[30]	905517	036-630-01 036-630-02	--
035-232-290	LH	133			
035-240-190	RH	[60]	905518	036-630-01 036-630-02	--
035-240-290	LH	267			
035-250-190	RH	[69]	905519	036-787-01 036-787-02	--
035-250-290	LH	307			

† with standard clamping arm at 5bar [72psi].

8700 SERIES

Pneumatic Lever Clamps

8700 Series

8725



8732
8732G




8740
8740G



8750
8750G



Model	Clamping Force† [lbf.]N	Seal Kit	Mounting Flanges
8725	[43] 195	872500	872550
8732 8732G	[64] 285	873200	873250
8740 8740G	[106] 470	874000	874050
8750 8750G	[167] 745	875000	875050
† at 5bar [72psi].			

SENSOR ACCESSORIES

for Pneumatic Swing and Toggle Clamps

810169,
810173,
810174



8EA-109-1,
8EA-120-1,
810170,
810171



810151,
810153,
810155,
810157



Tie rod clip 810151-1 included.

810156,
810158



810153



Item Number	Mount Style	Connector	Length	Function	Voltage	Max. Switching Current	Voltage Drop
810169	Round	M8 male quick connect	165mm [6.5in.]	Reed	5-120V AC/DC	50mA	3.0V
810173				PNP	4.5-28V DC	100mA	0.5V
810174				NPN	4.5-28V DC	100mA	0.5V
8EA-109-1	T-slot	M8 male quick connect	300mm [11.8in.]	Reed	10-30V DC	100mA	3.0V
8EA-120-1		M12 male quick connect	300mm [11.8in.]	Reed	15-30 V AC/DC	500mA	1.5V
810170		M8 male quick connect	165mm [6.5in.]	PNP	10-30V DC	100mA	2.0V
810171	Tie Rod	No connector cord	2.7m [9ft.]	NPN	10-30V DC	100mA	2.0V
810151				Reed	5-120V AC/DC	500mA	3.5V
810153				Reed	24-240V AC	4A	1.0V
810155				PNP	6-24V DC	500mA	1.0V
810157				NPN	6-24V DC	500mA	1.0V
810156	Band Clamp			Reed	5-120V AC/DC	500mA	3.5V
810158				PNP	6-24V DC	500mA	1.0V



Item Number	Length
CABL-010	2 Meter [78in.]
CABL-013	5 Meter [16.4ft.]

K, WK, WR SERIES

Pneumatic Power Cylinders




Model	Piston force within forward stroke at 6 bar kN [lbf]	Clamping force within power stroke at 6 bar kN [lbf]	(P) Power stroke mm [in]
K400	0,68 [153]	4 [900]	6 [0.24]
K600	1,06 [238]	6 [1350]	6 [0.24]
K1000	1,75 [393]	10 [2250]	7* [0.27]
K3000	3 [674]	30 [6700]	6* [0.24]
K4500	4,2 [944]	45 [10120]	6* [0.24]

*Power strokes up to 12mm and other forward strokes upon request.

Model	Piston force within forward stroke at 6 bar kN [lbf]	Clamping force within power stroke at 6 bar kN [lbf]	(P) Power stroke mm [in]
WK400	0,68 [153]	4 [900]	6 [0.24]
WK600	1,06 [238]	6 [1350]	6 [0.24]
WK1000	1,75 [393]	10 [2250]	7* [0.27]
WK3000	3 [674]	30 [6700]	6* [0.24]
WK4500	4,2 [944]	45 [10120]	6* [0.24]
WK6000	6,0 [1350]	60,0 [13490]	6* [0.24]

*Power strokes up to 12mm and other forward strokes upon request.



Model	Piston force within forward stroke at 6 bar kN [lbf]	Clamping force within power stroke at 6 bar [lbf] kN	Power stroke mm [in]
WR 2000	2 [450]	20 [4500]	7 [0.27]

K AND WK SENSOR OPTIONS

Pneumatic Power Cylinders



Pneumatic Power Cylinders Type K and WK with end position control by magnetic field sensors

How to Order

Indicate "-A" at the end of Model instead of "-1" for standard model.

Example:

Standard Model Number: K400-15-6-1

Model with Sensors: K400-15-6-A

(Not available on WK6000)



Sensor cage for T-slot proximity sensor

How to Order

Indicate "-K" at the end of Model instead of "-A" for standard version.

Example:

K400-15-6-A change to K400-15-6-K

(Not available on WK6000)

010, 020 SERIES

Hydraulic Power Clamps

Hydraulic Threaded Body Cylinders



Model no.	Threaded Body	Stroke	Force at 3,000 PSIG	Jam Nuts
010-210-400	1/2-20	0.22	279 lbs.	Furnished
010-210-501	3/4-16	0.31	588 lbs.	Furnished
010-210-702	1-12	0.50	1,326 lbs.	Furnished
010-211-002	1 5/16-16	0.50	2,355 lbs.	Optional
010-211-004	1 5/16-16	1.00	2,355 lbs.	Optional
010-211-502	1 7/8-16	0.50	5,301 lbs.	Optional
010-211-504	1 7/8-16	1.00	5,301 lbs.	Optional
010-212-004	2 1/2-16	1.00	9,423 lbs.	Optional

Series 051 Jam Nut

Series 052 Flange Mount



Model no.	Ø
051-112-160	1 1/8-16 UN 2B
051-131-160	1 5/16-16 UN 2B
051-137-180	1 3/8-16 UN 2B
051-187-160	1 7/8-16 UN 2B
051-250-160	2 1/2-16 UN 2B

Model no.	Ø
052-112-160	1 1/8-16 UN 2B
052-131-160	1 5/16-16 UN 2B
052-137-180	1 3/8-16 UN 2B
052-187-160	1 7/8-16 UN 2B
052-250-160	2 1/2-16 UN 2B

Thru-Hole Hydraulic Ram



Model no.	RAM I.D.*	Stroke	Force at 3,000 PSIG
020-011-011DE	0.38	0.38	4,380 lbs.
020-012-021DE	0.50	0.50	8,100 lbs.
020-013-031DE	0.63	0.63	12,066 lbs.

* Clearance for rod or bolt of given dimension.
Maximum input pressure 3,500 PSIG.

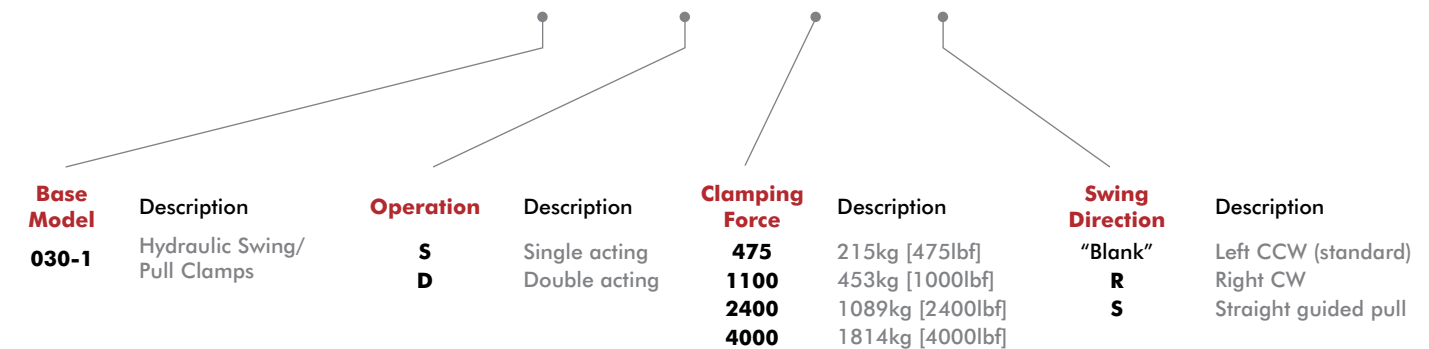
RAM no.	Thru-Hole Insert (supplied)
020-011-011DE	705384
020-012-021DE	705512
020-013-031DE	705634

030, 039 SERIES

Hydraulic Power Clamps

Hydraulic Swing/Pull Clamps

030-1 - **S** - **475** - **R**



Model no.	Total Stroke	Clamping Stroke
030-1-S-475 ⓘ	0.65	0.210
030-1-D-475 ⓘ		0.32
030-1-S-1000 ⓘ	0.89	0.39
030-1-D-1000 ⓘ		
030-1-S-2400 ⓘ	1.12	0.5
030-1-D-2400 ⓘ		
030-1-S-4000 ⓘ	1.07	0.45
030-1-D-4000 ⓘ		

ⓘ This item is available upon request

Clamp Arms No.	for Clamping Forces	Length
031-S-475	215-1814kg [475-2400lbf]	1.929
031-L-475		3.959
031-S-1100		2.598
031-L-1100		6.019
031-S-2400		3.268
031-L-2400		7.226
031-S-4000	1814kg [4000lbf]	4.17
031-L-4000		8.43



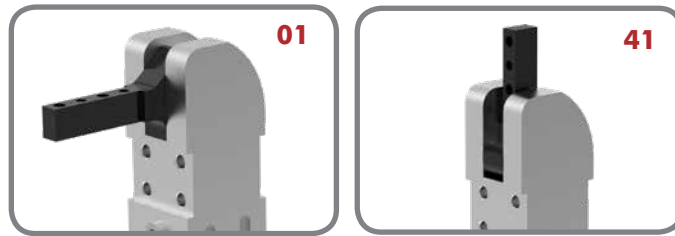
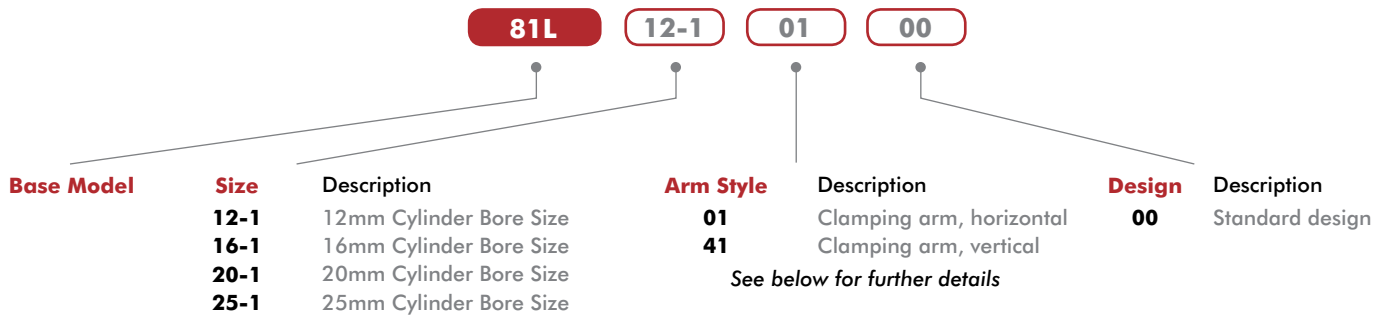
Air/Hydraulic Power Boosters



Model no.	Press Ratio	Displacement Per Stroke	Nominal Reservoir Capacity
039-101-000DE	33.87:1	1 cu. in.	10.4 cu. in.
039-104-000DE	32.41:1	4 cu. in.	42 cu. in.

81L SERIES

Pneumatic Power Clamps



12	16	20	25
Max Holding Torque 25 Nm	Max Holding Torque 60 Nm	Max Holding Torque 100 Nm	Max Holding Torque 100 Nm
Max Clamping Torque 4,5 Nm at 5bar	Max Clamping Torque 7,0 Nm at 5bar	Max Clamping Torque 18 Nm at 5bar	Max Clamping Torque 18 Nm at 5bar

Accessories/Replacement Parts



Model	Seal Kits	Order No.	Description (order separately)
81L12-1....	81L12-1-00	8EA-109-1	Sensor, 3-wire cable, M8x1 connector, 3-pin
81L16-1....	81L16-1-00	82ZB-004-1	Adapter for mounting 81L20-1, 81L25-1 to 25mm dia. bar
81L20-1....	81L20-1-00		
81L25-1....	81L20-1-00		

82L SERIES

Pneumatic Power Clamps

82L **16-4** **03** **0**

Base Model	Size	Description	Arm Style	Description	Opening Angle	Description
	12-4	12mm Cylinder Bore Size	00	No clamping arm	0	105° (Standard)
	16-4	16mm Cylinder Bore Size	03	U-bar, central 90°	3	90°
	20-4	20mm Cylinder Bore Size	43	U-bar, central 180°	4	75°
	25-4	25mm Cylinder Bore Size	See below for further details		5	60°
					6	45°
					7	30°
					8	15°



Model	Order no. for Arm
82L12-4...	8JG-401-1-01
82L16-4...	8JG-402-1-01
82L20-4...	8JG-403-1-01
82L25-4...	8JG-404-1-01



12

Max Holding Torque
35 Nm
Max Clamping Torque
90° version: 10,4 Nm at 5bar
180° version: 8,7 Nm at 5bar

16

Max Holding Torque
40 Nm
Max Clamping Torque
12,4 Nm at 5bar
11,0 Nm at 5bar

20

Max Holding Torque
50 Nm
Max Clamping Torque
21,0 Nm at 5bar
19,3 Nm at 5bar

25

Max Holding Torque
80 Nm
Max Clamping Torque
31,8 Nm at 5bar
28,5 Nm at 5bar

Accessories

Order No.	Description (order separately)
8EA-109-1	Sensor, 3-wire cable, M8x1 connector, 3-pin
8ZZB-004-1	Adapter for mounting 82L20-4, 82L25-4 to 25mm dia. bar

82LG, 82LN SERIES


Pneumatic Power Clamps

82L **2G** **-2** **03** **B8** **H** **0** **B**

Base Model	Size	Description
	2G	Ø25 (G1/8) Cylinder Bore Size
	3G	Ø32 (G1/8) Cylinder Bore Size
	3N	Ø32 (1/8-18 NPT) Cylinder Bore Size
	4G	Ø40 (G1/4) Cylinder Bore Size
	4N	Ø40 (1/4-18 NPT) Cylinder Bore Size

Arm Style	Description
03	U-clamp arm, central 90°
11	Lateral clamp arm, left 90°
12	Lateral clamp arm, right 90°
23	2x lateral clamp arm 90°
38	H-clamp arm 90°
43	U-clamp arm, central 180°
51	Lateral clamp arm, left 180°
52	Lateral clamp arm, right 180°
63	2x lateral clamp arm 180°
78	H-clamp arm 180°

See below for further details



Arm Style



82LG, 82LN SERIES



Pneumatic Power Clamps

Hand Lever	Description
0	No Hand Lever
H	With Hand Lever

Base Model	Description
B	Power clamp without clamping arm. To be marked with an additional "B". Only with clamping arm "03"

Opening Angle	Description
0	105° (Standard)
3	90°
4	75°
5	60°
6	45°
7	30°
8	15°

Sensing	Description
00	No Sensing
C8	8EA-137-1 (M8x1)
B7	8EA-138-1 (M12x1)
B8	8EA-139-1 (M12x1)



2G

Max Holding Torque
75 Nm
Max Clamping Torque
25 Nm at 5bar

3G/N

Max Holding Torque
180 Nm
Max Clamping Torque
55 Nm at 5bar

4G/N

Max Holding Torque
380 Nm
Max Clamping Torque
120 Nm at 5bar

82LG, 82LN SERIES CLAMP ARMS

Pneumatic Power Clamps

U-Type Central Clamping Arms



Model	Order no. (1 clamp arm)
82L2G-2...	8JG-075-3-01
82L3.-2...	8JG-065-2-01
82L4.-2...	8JG-067-2-01

H- Clamping Arms



Model	Order no. (1 clamp arm)
82L3.-2.8...	8JG-363-1-01
82L4.-2.8...	8JG-364-1-01

Lateral Clamping Arms



Model	Order no. (1 clamp arm)
82L3.-2...	8JG-066-1-01
82L4.-2...	8JG-068-1-01

Counter-Support



Model	Fit for Model
BK-R25-82L25-1	82L2_
BK-R25-82L32-1	82L3_
BK-R25-82L40-1	82L4_

Hold Open Device



Clamping position


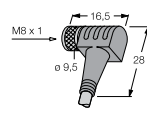

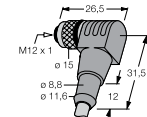
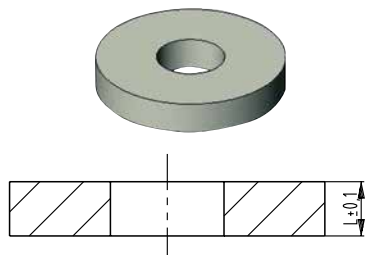
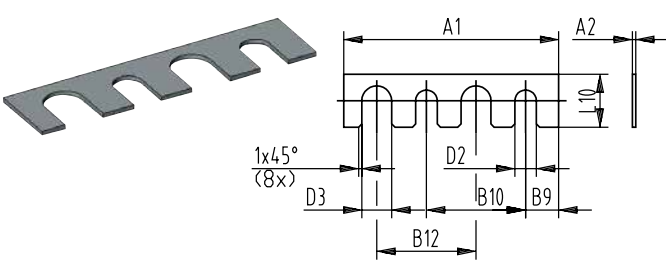


Open position locked

Model	Fit for Model
82ZB-036-1	82L2.-2....H..
82ZB-037-1	82L3.-2....H..
82ZB-038-1	82L4.-2....H..

82LG, 82LN SERIES SENSOR ACCESSORIES

Pneumatic Power Clamps

Clamping Arms		Order No. for set 82L2G-2....0../ 82L2G-2....H..	Order No. for set 82L3.-2....0../ 82L3.-2....H..	Order No. for set 82L4.-2....0../ 82L4.-2....H..						
U-central		8JG-075-3-01	8JG-065-2-01	8JG-067-2-01						
Lateral		--	8JG-066-1-01	8JG-068-1-01						
H-Shape		--	8JG-363-1-01	8JG-364-1-01						
Connector cable (1 connector socket & 5 m cable)										
Connector socket M8x1 straight 4-pin		8EL-009-1	8EL-009-1	8EL-009-1						
Connector socket M8x1 angular 4-pin		8EL-007-1	8EL-007-1	8EL-007-1						
Connector socket M12x1 straight 5-pin		8EL-002-1	8EL-002-1	8EL-002-1						
Connector socket M12x1 angular 4-pin		8EL-003-1	8EL-003-1	8EL-003-1						
Opening angle limitation		82L2G-2		82L3.-2		82L4.-2				
	Opening Angle	Order No.	L ± 0,1	Order No.	L ± 0,1	Order No.	L ± 0,1			
	15°	8CE-282-1	28,6	8CE-296-1	33,3	8CE-310-1	38,4			
	30°	8CE-284-1	22	8CE-298-1	26,9	8CE-312-1	31			
	45°	8CE-286-1	18,5	8CE-300-1	21,5	8CE-314-1	24,7			
	60°	8CE-288-1	14	8CE-302-1	16,3	8CE-316-1	18,6			
	75°	8CE-290-1	7,9	8CE-304-1	11	8CE-318-1	11			
	90°	8CE-292-1	4,7	8CE-306-1	5,5	8CE-320-1	6,2			
Shim for clamping arm		Order No.	A1	A2	D2	D3	B9	B10	B12	L10
	82ZB-SH4001	42	6,5	7	6	20	20	11,8	0,1	
	82ZB-SH4002								0,2	
	82ZB-SH4005								0,5	
	82ZB-SH4010								1,0	
	82ZB-SH4020								2,0	
	82ZB-SH4050								5,0	
	Spare Parts								Order No. for set 82L2G-2....0../ 82L2G-2....H..	
Cylinder		8PW-095-2		82L3G-2 (G port): 8PW-096-2 82L3N-2 (NPT port): 8PW-102-2		82L4G-2 (G port): 8PW-097-2 82L4N-2 (NPT port): 8PW-103-2				
Sensor Kit										
B8 Connector plug, M12x1, cable				8EA-139-1						
B7 Connector plug, M12x1, parallel with cylinder				8EA-138-1						
C8 Connector plug, M8x1, parallel with cylinder				8EA-137-1						
Hand Lever		--	8KB-031-1	--	8KB-031-1	--	8KB-032-1			

82M-3 SERIES


Pneumatic Power Clamps

82M-3 **E** **23** **H0** **50** **L8**

Base Model	Mounting	Description	Clamp Arm Shaft	Description	Handle	Description
	E	Standard	03	for U-Arms	00	No Hand lever
	N	NAAMS (Size 63 only)	23	for Lateral Arms	H0	Hand Lever
			D0	for Lateral Arms (size 63 only)		

See below for further details

Shown with U-Arm
8UM501-25-144
(order separately)



Clamp Arm Shaft



Size	Shaft Length (L17)
40	9mm
50	12mm
63	12mm



Size	Shaft Length (L17)
40	16mm
50	21mm
63	21mm
80	32mm

Size	Shaft Length (L17)
D0	26mm

Hand Lever



Replacement Hand Levers

82M-3E..H040..
82M-3E..H05...
82M-3E..H06..
82M-3E..H08..

82M-3 SERIES

Pneumatic Power Clamps


Sensor	Description
00	No sensor
L8	Sensor with In-line Connector (Replacement Order No.: 8EA-146-4)
L9	Sensor with 90 deg Connection (Replacement Order No.: 8EA-147-4)
K8	Sensor with Cable Connection (Replacement Order No.: 8EA-158-4)



L8



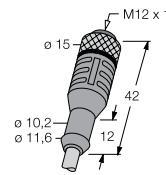
L9



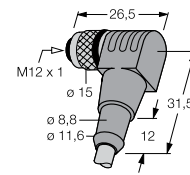
K8

Sensor Cables Order seperately

Order No.	Description
8EL-002-1	M12x1, Straight, 5-pin Connector with 5m Cable
8EL-003-1	M12x1, Angular, 4-pin Connector with 5m Cable




8EL-002-1



8EL-003-1

Size	Description
40	40mm Cylinder Bore Size with G Port
50	50mm Cylinder Bore Size with G Port
5N	50mm Cylinder Bore Size with NPT
63	63mm Cylinder Bore Size with G Port
6N	63mm Cylinder Bore Size with NPT
80	80mm Cylinder Bore Size with G Port
8N	80mm Cylinder Bore Size with NPT



40

Max Holding Torque
380 Nm
Max Clamping Torque
120 Nm at 5bar

50

Max Holding Torque
1300 Nm
Max Clamping Torque
270 Nm at 5bar


63

Max Holding Torque
1800 Nm
Max Clamping Torque
420 Nm at 5bar

80

Max Holding Torque
3000 Nm
Max Clamping Torque
850 Nm at 5bar

Locking Device for Hand Lever



Order No.	For Model
82ZB-162-1	82M-3E..H040..
82ZB-084-1	82M-3E..H05...
82ZB-039-1	82M-3E..H06...

Anti-Raming Device



Order No.	For Model
8AB-151-1	82M-3E...40..
8AB-152-1	82M-3E...5...
8AB-153-1	82M-3E...6...
8AB-154-1	82M-3E...8...

Using of the anti-ramming device is only possible with 82M-3E.....00 and 82M-3E.....L8

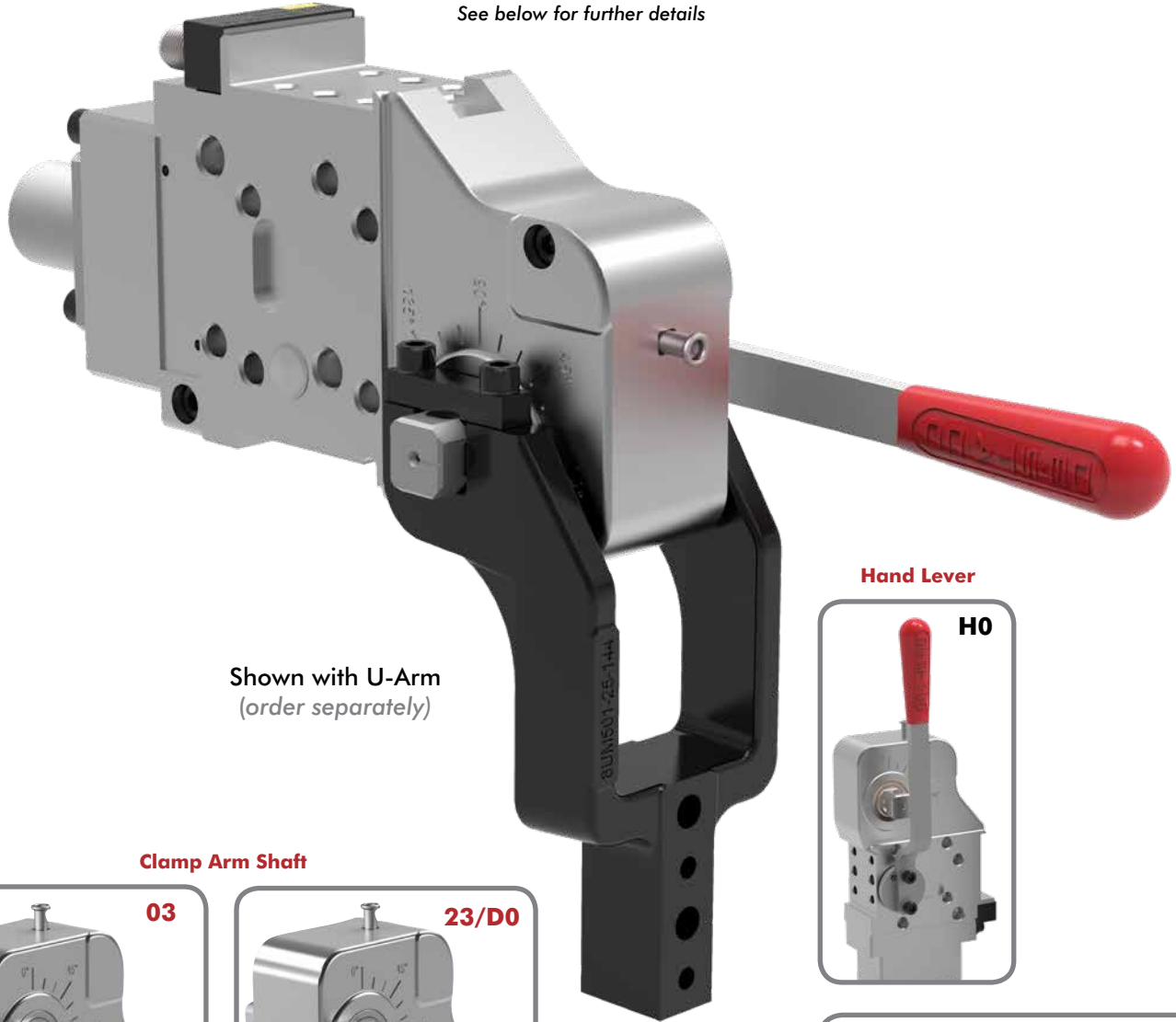
52H-3 SERIES

Manual Power Clamps

52H-3 **E** **23** **H0** **50** **L8**

Base Model	Mounting	Description	Clamp Arm Shaft	Description	Handle	Description
	E	Standard	03	for U-Arms	H0	Hand lever
	N	NAAMS (Size 63 only)	23	for Lateral Arms	HS	Hand Lever (Weldable)
			D0	for Lateral Arms (size 63 only)		

See below for further details



Shown with U-Arm
(order separately)

Clamp Arm Shaft



03

Size	Shaft Length (L17)
50	12mm
63	12mm



23/D0


Size	Shaft Length (L17)
50	21mm
63	21mm

Size	Shaft Length (L17)
D0	26mm

Hand Lever



H0




HS

52H-3 SERIES

Manual Power Clamps

Sensor	Description
00	No sensor
L8	Sensor with In-line Connector (Replacement Order No.: 8EA-146-2)
L9	Sensor with 90 deg Connection (Replacement Order No.: 8EA-147-2)
K8	Sensor with Cable Connection (Replacement Order No.: 8EA-158-2)



Size	Description
50	Size 50mm
63	Size 63mm




52H-3E..H.50/63
Modular manual clamp, interchangeable with 82M-3E...50/63



50

Max Holding Torque
1300 Nm



63

Max Holding Torque
1800 Nm

Spare parts

Specification	Base component	Order no.	Comment
Hand lever set	52H-3E...50	8KB-098-1	
	52H-3E...63	8KB-099-1	
Hand lever set (weldable)	52H-3E...50	8KB-102-1	
	52H-3E...63	8KB-103-1	
Sensor box	52H-3E...50 & 52H-3E...63	8EA-146-2 (L8)	Connector 180°
		8EA-147-2 (L9)	Connector 90°
		8EA-158-2 (K8)	Cable Connection

82M-3 & 52H-3 CLAMP ARMS

Pneumatic & Manual Power Clamps


U-Arms Center (Aluminum)

Fits 82M-3E...40..	Max. Opening	
	for 90°	for 180°
8UM404-00-117		105°
8UM404-15-117	135°	120°
8UM404-25-117		135°
8UM404-45-107	130°	

Fits 82M-3...6... and 52H-3E...6...	Max. Opening	
	for 90°	for 180°
8UM634-15-144		105°
8UM634-25-144	135°	120°
8UM634-45-144		135°
8UM631-75-204*		

Fits 82M-3...5... and 52H-3E...5...	Max. Opening	
	for 90°	for 180°
8UM504-15-144		105°
8UM504-25-144	135°	120°
8UM504-45-144		135°

Fits 82M-3...8...	Max. Opening	
	for 90°	for 180°
8JG-169-2-01		105°
8UM801-45-204*	135°	135°



* only steel version available.

U-Arms Offset (Aluminum)


(•) = L for Left, R for Right

Fits 82M-3E...40..	Max. Opening	
	for 90°	for 180°
8U(•)404-00-117		105°
8U(•)404-15-117	135°	120°
8U(•)404-25-117		135°
8U(•)404-45-107	130°	

Fits 82M-3...6... and 52H-3E...6...	Max. Opening	
	for 90°	for 180°
8U(•)634-15-144		105°
8U(•)634-25-144	135°	120°
8U(•)634-45-144		135°
8U(•)631-75-204*		

Fits 82M-3...5... and 52H-3E...5...	Max. Opening	
	for 90°	for 180°
8U(•)504-15-144		105°
8U(•)504-25-144	135°	120°
8U(•)504-45-144		135°

Fits 82M-3...8...	Max. Opening	
	for 90°	for 180°
8JG-17(•)-2-01*	135°	105°



* only steel version available.

†90° left/180° right uses same clamp arm.
90° right/180° left uses same clamp arm.


Lateral (Aluminum)

Fits 82M-3E...40..	Max. Opening	
	for 90°	for 180°
8S401-15-117	135°	120°

Fits 82M-3...6... and 52H-3E...6...	Max. Opening	
	for 90°	for 180°
8JG-080-1-01		
8S631-25-144	135°	135°
8S631-45-144		
8S631-75-204		

Fits 82M-3...5... and 52H-3E...5...	Max. Opening	
	for 90°	for 180°
8JG-070-1-01		
8S501-25-144	135°	135°

Fits 82M-3...8...	Max. Opening	
	for 90°	for 180°
8JG-1179-1-01		
8S801-45-204	135°	135°



Models with 2 lateral clamp arms requires 2 clamp arm sets.

82M-3 & 52H-3 CLAMP ARMS

Pneumatic & Manual Power Clamps

Lateral Arms (NAAMS-Style) for 82M-3E and 52H-3E 50mm

9mm Thru Hole (6.00 H7 Dowel)

90mm [3.54"] Arm Length

Series	Arm Style	Model
50 Offset	▲ • 3256	B8JG-3256-1
25 Offset	▲ • 3246	B8JG-3246-1
0 Offset	▲ • 3236	B8JG-3236-1

120mm [4.72"] Arm Length

Series	Arm Style	Model
50 Offset	▲ • 3257	B8JG-3257-1
25 Offset	▲ • 3247	B8JG-3247-1
0 Offset	▲ • 3237	B8JG-3237-1

150mm [5.90"] Arm Length

Series	Arm Style	Model
50 Offset	▲ • 3258	B8JG-3258-1
25 Offset	▲ • 3248	B8JG-3248-1
0 Offset	▲ • 3238	B8JG-3238-1

11mm Thru Hole (8.00 F7 Dowel)

90mm [3.54"] Arm Length


Series	Arm Style	Model
50 Offset	▲ • 1226	B8JG-1226-1
25 Offset	▲ • 1216	B8JG-1216-1
0 Offset	▲ • 1206	B8JG-1206-1

120mm [4.72"] Arm Length

Series	Arm Style	Model
50 Offset	▲ • 1227	B8JG-1227-1
25 Offset	▲ • 1217	B8JG-1217-1
0 Offset	▲ • 1207	B8JG-1207-1

150mm [5.90"] Arm Length

Series	Arm Style	Model
50 Offset	▲ • 1228	B8JG-1228-1
25 Offset	▲ • 1218	B8JG-1218-1
0 Offset	▲ • 1208	B8JG-1208-1



Arm Styles	Maximum Opening Angle (shown in locked position)					
1206-1208/3236-3238	135°	135°	100°	100°	N/A	N/A
1216-1218/3246-3248	135°	N/A	50°	125°	N/A	30°
1226-1228/3256-3258	125°	N/A	35°	135°	N/A	50°

Lateral Arms (NAAMS-Style) for 82M-3. & 52H-3E 63mm for 23 Clamp Arm Shaft Option

135mm [5.31"] Arm Length

Series	Arm Style	Model
120 Offset	▲ 1543	B8JG-1543-1
70 Offset	▲ 1531	B8JG-1531-1
25 Offset	▲ 1519	B8JG-1519-1
0 Offset	▲ 1507	B8JG-1507-1

165mm [6.50"] Arm Length

Series	Arm Style	Model
120 Offset	▲ 1544	B8JG-1544-1
70 Offset	▲ 1532	B8JG-1532-1
25 Offset	▲ 1520	B8JG-1520-1
0 Offset	▲ 1508	B8JG-1508-1

195mm [7.68"] Arm Length

Series	Arm Style	Model
120 Offset	▲ 1545	B8JG-1545-1
70 Offset	▲ 1533	B8JG-1533-1
25 Offset	▲ 1521	B8JG-1521-1
0 Offset	▲ 1509	B8JG-1509-1

225mm [8.86"] Arm Length

Series	Arm Style	Model
120 Offset	▲ 1546	B8JG-1546-1
70 Offset	▲ 1534	B8JG-1534-1
25 Offset	▲ 1522	B8JG-1522-1
0 Offset	▲ 1510	B8JG-1510-1

255mm [10.04"] Arm Length

Series	Arm Style	Model
120 Offset	▲ 1547	B8JG-1547-1
70 Offset	▲ 1535	B8JG-1535-1
25 Offset	▲ 1523	B8JG-1523-1
0 Offset	▲ 1511	B8JG-1511-1


285mm [11.22"] Arm Length

Series	Arm Style	Model
120 Offset	▲ 1548	B8JG-1548-1
70 Offset	▲ 1536	B8JG-1536-1
25 Offset	▲ 1524	B8JG-1524-1
0 Offset	▲ 1512	B8JG-1512-1

▲ Common in North America

(•) STANDARD ARM OFFERING

ⓘ NON-STANDARD ARM OFFERING (extended leadtimes apply)



Arm Styles	Maximum Opening Angle (shown in locked position)					
1510-1512/1507-1509	135°	135°	100°	100°	N/A	N/A
1522-1524/1519-1521	135°	N/A	50°	130°	N/A	40°
1534-1536/1531-1533	115°	N/A	25°	135°	N/A	75°
1546-1548/1543-1545	110°	N/A	20°	135°	N/A	85°

▲ Common in North America

(•) STANDARD ARM OFFERING

ⓘ NON-STANDARD ARM OFFERING (extended leadtimes apply)


82M-3 & 52H-3 CLAMP ARMS

Pneumatic & Manual Power Clamps

Lateral Arms (NAAMS-Style) for **82M-3. & 52H-3E**. 63mm for **D0** Clamp Arm Shaft Option

135mm [5.31"] Arm Length			165mm [6.50"] Arm Length			195mm [7.68"] Arm Length		
Series	Arm Style	Model	Series	Arm Style	Model	Series	Arm Style	Model
120 Offset	▲ • 1043	B8JG-1043-1	120 Offset	▲ ①1044	B8JG-1044-1	120 Offset	▲ ①1045	B8JG-1045-1
70 Offset	▲ • 1031	B8JG-1031-1	70 Offset	▲ • 1032	B8JG-1032-1	70 Offset	▲ • 1033	B8JG-1033-1
25 Offset	▲ • 1019	B8JG-1019-1	25 Offset	▲ • 1020	B8JG-1020-1	25 Offset	▲ ①1021	B8JG-1021-1
0 Offset	▲ • 1007	B8JG-1007-1	0 Offset	▲ • 1008	B8JG-1008-1	0 Offset	▲ • 1009	B8JG-1009-1

225mm [8.86"] Arm Length			255mm [10.04"] Arm Length			285mm [11.22"] Arm Length		
Series	Arm Style	Model	Series	Arm Style	Model	Series	Arm Style	Model
120 Offset	▲ ①1046	B8JG-1046-1	120 Offset	▲ ①1047	B8JG-1047-1	120 Offset	▲ ①1048	B8JG-1048-1
70 Offset	▲ • 1034	B8JG-1034-1	70 Offset	▲ • 1035	B8JG-1035-1	70 Offset	▲ ①1036	B8JG-1036-1
25 Offset	▲ ①1022	B8JG-1022-1	25 Offset	▲ ①1023	B8JG-1023-1	25 Offset	▲ ①1024	B8JG-1024-1
0 Offset	▲ ①1010	B8JG-1010-1	0 Offset	▲ ①1011	B8JG-1011-1	0 Offset	▲ ①1012	B8JG-1012-1




Arm Styles	Maximum Opening Angle (shown in locked position)					
1010-1012/1007-1009	135°	135°	100°	100°	N/A	N/A
1022-1024/1019-1021	135°	N/A	50°	130°	N/A	40°
1034-1036/1031-1033	115°	N/A	25°	135°	N/A	75°
1046-1048/1043-1045	110°	N/A	20°	135°	N/A	85°

Lateral Arms (NAAMS-Style) for **82M-3E** 80mm

155mm [4.53"] Arm Length			185mm [7.28"] Arm Length			215mm [8.46"] Arm Length		
Series	Arm Style	Model	Series	Arm Style	Model	Series	Arm Style	Model
120 Offset	▲ ①1170	B8JG-1170-1	120 Offset	▲ ①1171	B8JG-1171-1	120 Offset	▲ ①1172	B8JG-1172-1
70 Offset	▲ • 1150	B8JG-1150-1	70 Offset	▲ ①1151	B8JG-1151-1	70 Offset	▲ ①1152	B8JG-1152-1
25 Offset	▲ ①1130	B8JG-1130-1	25 Offset	▲ ①1131	B8JG-1131-1	25 Offset	▲ ①1132	B8JG-1132-1
0 Offset	▲ ①1110	B8JG-1110-1	0 Offset	▲ ①1111	B8JG-1111-1	0 Offset	▲ • 1112	B8JG-1112-1

245mm [9.65"] Arm Length			275mm [10.83"] Arm Length			305mm [12.00"] Arm Length		
Series	Arm Style	Model	Series	Arm Style	Model	Series	Arm Style	Model
120 Offset	▲ ①1173	B8JG-1173-1	120 Offset	▲ ①1174	B8JG-1174-1	120 Offset	▲ ①1175	B8JG-1175-1
70 Offset	▲ ①1153	B8JG-1153-1	70 Offset	▲ ①1154	B8JG-1154-1	70 Offset	▲ • 1155	B8JG-1155-1
25 Offset	▲ ①1133	B8JG-1133-1	25 Offset	▲ • 1134	B8JG-1134-1	25 Offset	▲ ①1135	B8JG-1135-1
0 Offset	▲ ①1113	B8JG-1113-1	0 Offset	▲ ①1114	B8JG-1114-1	0 Offset	▲ ①1115	B8JG-1115-1

335mm [13.19"] Arm Length			365mm [14.37"] Arm Length			395mm [15.55"] Arm Length		
Series	Arm Style	Model	Series	Arm Style	Model	Series	Arm Style	Model
120 Offset	▲ ①1176	B8JG-1176-1	120 Offset	▲ ①1177	B8JG-1177-1	120 Offset	▲ ①1178	B8JG-1178-1
70 Offset	▲ ①1156	B8JG-1156-1	70 Offset	▲ ①1157	B8JG-1157-1	70 Offset	▲ • 1158	B8JG-1158-1
25 Offset	▲ ①1136	B8JG-1136-1	25 Offset	▲ ①1137	B8JG-1137-1	25 Offset	▲ ①1138	B8JG-1138-1
0 Offset	▲ ①1116	B8JG-1116-1	0 Offset	▲ ①1117	B8JG-1117-1	0 Offset	▲ • 1118	B8JG-1118-1



Arm Styles	Maximum Opening Angle (shown in locked position)					
1110 - 1118	135°	135°	100°	100°	N/A	N/A
1130 - 1138	135°	N/A	60°	120°	N/A	30°
1150 - 1158	125°	N/A	35°	135°	N/A	55°
1170 - 1178	115°	N/A	25°	135°	N/A	80°

▲ Common in North America

(•) STANDARD ARM OFFERING

① NON-STANDARD ARM OFFERING (extended leadtimes apply)

870 SERIES

Pneumatic Power Clamps

870-2

Base Model

870-2
871-2

Description


With Clamping Arm in Vertical Position
With Clamping Arm in Horizontal Position

Sensors

BIM-IKE-AP
810151
810153
810155
810157

Description (order separately)

Magnetic Sensor, 2 pieces required
Magnetic Sensor, 2 pieces required
Magnetic Sensor, 2 pieces required
Magnetic Sensor, 2 pieces required
Magnetic Sensor, 2 pieces required



871-2

Max Holding Torque
260 Nm
Max Clamping Torque
60 Nm at 5bar

870-2

Max Holding Torque
260 Nm
Max Clamping Torque
60 Nm at 5bar

Sensor Options	Mount Style	Connector	Length	Function	Voltage	Max. Switching Current	Voltage Drop
BIM-IKE-AP	Tie Rod	No connector cord	2m [6.6 ft.]	PNP	10-30V DC	200mA	2.3V
810151				Reed	5-120V AC/DC	500mA	3.5V
810153			2.7m [9ft.]	Reed	24-240V AC	4A	1.0V
810155				PNP	6-24V DC	500mA	1.0V
810157				NPN	6-24V DC	500mA	1.0V

860, 890, 1000 SERIES

Pneumatic Power Clamps


860

Base Model	Description
860	2 in. Cylinder Bore Size with Vertical Clamp Arm
861	2 in. Cylinder Bore Size with Horizontal Clamp Arm
890	2.5 in. mm Cylinder Bore Size with Vertical Clamp Arm
891	2.5 in. Cylinder Bore Size with Horizontal Clamp Arm
1000	3.25 in. Cylinder Bore Size with Vertical Clamp Arm
1001	3.25 in. Cylinder Bore Size with Horizontal Clamp Arm

Sensors	Description (order separately)
BIM-IKE-AP	Magnetic Sensor, 2 pieces required
810151	Magnetic Sensor, 2 pieces required
810153	Magnetic Sensor, 2 pieces required
810155	Magnetic Sensor, 2 pieces required
810157	Magnetic Sensor, 2 pieces required

Seal Kit	Description (order separately)
8610100	Seal Kit for Model 860, 861
8910100	Seal Kit for Model 890, 891
10010100	Seal Kit for Model 1000, 1001

Cylinder	Description (order separately)
865133-MR	Replacement Cylinder for Model 860
865132-MR	Replacement Cylinder for Model 861
895133-MR	Replacement Cylinder for Model 890
895132-MR	Replacement Cylinder for Model 891
1005134-MR	Replacement Cylinder for Model 1000
1005133-MR	Replacement Cylinder for Model 1001



861

Max Holding Torque
380 Nm
Max Clamping Torque
120 Nm at 5bar

891

Max Holding Torque
1300 Nm
Max Clamping Torque
270 Nm at 5bar

1001

Max Holding Torque
1800 Nm
Max Clamping Torque
420 Nm at 5bar

860

Max Holding Torque
380 Nm
Max Clamping Torque
120 Nm at 5bar

890

Max Holding Torque
1300 Nm
Max Clamping Torque
270 Nm at 5bar

1000

Max Holding Torque
1800 Nm
Max Clamping Torque
420 Nm at 5bar

82D SERIES

Pneumatic Power Clamps

82D63-5 **23** **C9** **0** **0** **B** — **Clamp Arms** Description

B Base model only. Order clamping arm separately.

Base Model Description

82D40-2	40mm Cylinder
82D63-5	63mm Cylinder

Hand Lever Description

0	Hand Lever not available.
----------	---------------------------

Opening Angle Description

Opening Angle	Description
0	180° (standard)
1	160°
2	140°
3	120°
4	100°
5	80°
6	60°
7	40°
8	20°



Reduced opening angles available upon request.

Sensing System Description


C9	includes sensing system 8EA-024-2 M12x1 (standard).
-----------	---

Clamp Arm Shaft Description

23	includes long drive shaft ends on both sides fit for all clamping arms (standard).
-----------	--

Shown with (2) U-Arms
8JG-069-1-01
(order separately)



82D63-5	Max Holding/ Clamping Torque 120 Nm at 5bar
82D40-2	Max Holding/ Clamping Torque 55 Nm at 5bar

U-type Central Clamping Arm



Model	Order no. (1 clamp arm)
82D40-223C900B	8JG-065-2-01
82D63-523C900B	8JG-069-1-01

Alternate
Clamp Arm
mounting
positions.



Lateral Clamping Arm

Clamp Arm Variants

Left Side, Right Side, Both Sides

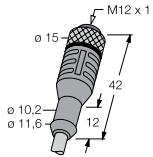


Model	Order no. (1 clamp arm)
82D40-223C900B	8JG-066-1-01
82D63-523C900B	8JG-070-1-01

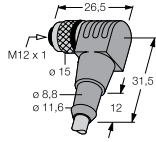
82D SERIES SENSOR ACCESSORIES

Pneumatic Power Clamps

Clamping Arms		Order no. for Structural component		Comment
Clamping are variant	Clamping position	82D40-223C900B	82D63-523C900B	
U-central	vertical	8JG-065-1-01	8JG-069-1-01	sets of U-type clamping arms consist of clamping arm, links and screws
lateral right/left	vertical	8JG-066-1-01¹⁾	8JG-070-1-01²⁾	sets of lateral clamping arms consist of 1) clamping arm, links and screws 2) clamping arm and set screws you need 2 sets of clamping arms
lateral both sides	vertical	8JG-066-1-01¹⁾	8JG-070-1-01²⁾	you need 4 sets of clamping arms



Connector socket
M12x1 straight, 5-pin



Connector socket
M12x1 angular, 4-pin

Connector Cable (includes 1 connector socket & 5 m cable)	Order no. for Structural component	
	82D40-223C900	82D63-523C900
Connector socket M12x1 straight, 5-pin	8EL-002-1	8EL-002-1
Connector socket M12x1 angular, 4-pin	8EL-003-1	8EL-003-1

Opening Angle Limiter	Order no. for Structural component			
	82D40-223C900		82D63-523C900	
Angle	Length	Order No.	Length	Order No.
180° (Standard)	11,4mm	8CE-342-1	14,4mm	8CE-362-1
160°	15,1mm	8CE-340-1	20,0mm	8CE-360-1
140°	18,5mm	8CE-338-1	24,8mm	8CE-358-1
120°	22,2mm	8CE-336-1	29,6mm	8CE-356-1
100°	25,8mm	8CE-334-1	34,3mm	8CE-354-1
80°	28,0mm	8CE-332-1	39,0mm	8CE-352-1
60°	33,0mm	8CE-330-1	43,8mm	8CE-350-1
40°	37,0mm	8CE-328-1	49,1mm	8CE-348-1
20°	41,8mm	8CE-326-1	56,2mm	8CE-346-1

Shim Plates (for clamping arm)	Fit for model 82D40-2									Fit for model 82D63-5								
	Model	A1	A2	D2	D3	B9	B10	B12	L10	Model	A1	A2	D2	D3	B9	B10	B12	L10
	82ZB-SH4001		0,1							82ZB-SH5001		0,1						
	82ZB-SH4002		0,2							82ZB-SH5002		0,2						
	82ZB-SH4005	42	0,5	6,5	7	6	20	20	12	82ZB-SH5005	65	0,5	6,5	9	10	30	30	16
	82ZB-SH4010		1,0							82ZB-SH5010		1,0						
	82ZB-SH4020		2,0							82ZB-SH5020		2,0						
	82ZB-SH4050		5,0							82ZB-SH5050		5,0						

Spare Parts	Order no. for Structural component	
	82D40-2	82D63-5
Cylinder	8PW-016-1	8PW-024-2
Integrated sensing system C9 Connector plug M12x1	8EA-024-2	8EA-024-2

OUR PORTFOLIO OF PRODUCTS



End Effectors (EE)

- Tool Changers
- End-of-Arm Tooling
- Vacuum Products
- Palletizing Solutions




Grippers (GR)

- Electric Grippers
- Pneumatic and Sheet Metal Grippers
- Rotates
- Slides



Indexers (IN)

- Precision Conveyors
- Dial Indexers
- Shaft and Flange Indexers
- Part Handlers




Power Clamps (PC)

- Power Clamps
- Pin Clamps and Packages
- Pivot Units
- Power Cylinders



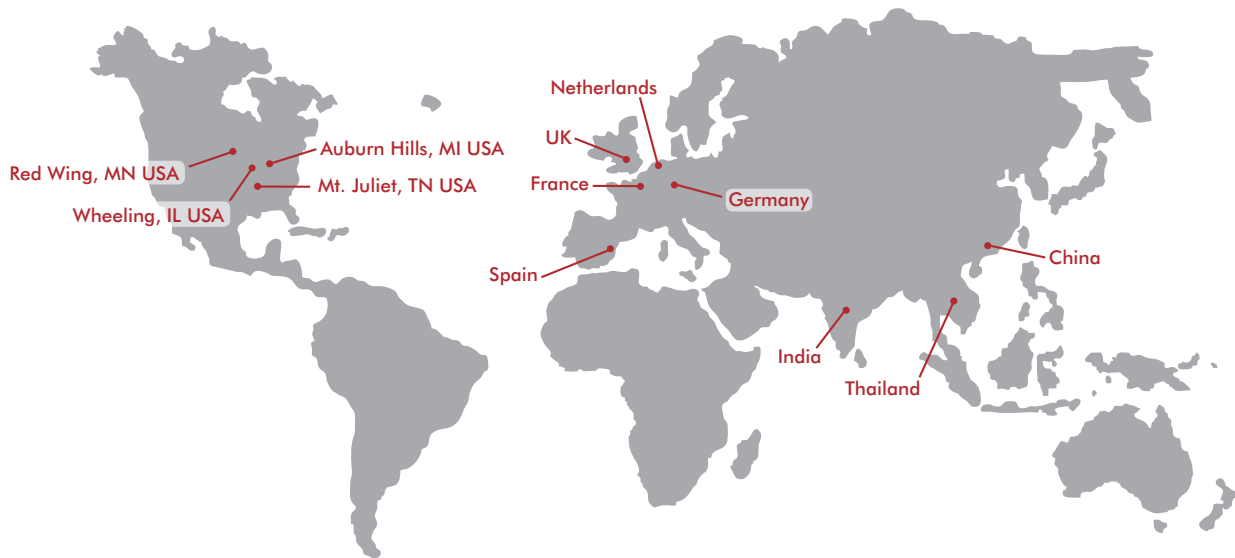
Manual Clamps (MC)

- Hold Down
- Squeeze Action
- Plunger, Hook and Latch
- Pneumatic Toggle and Swing



Remote Handling (RH)

- Gloveport Systems
- Transfer Systems
- Telemanipulators
- Waste Drum Systems



GLOBAL LOCATIONS

NORTH AMERICA

Corporate Headquarters

Auburn Hills, Michigan
Toll Free: 1.888.DESTACO
Marketing: marketing@destaco.com

Global Technology Center

Auburn Hills, Michigan
Tel: 1.248.836.6700
Customer Service: customerservice@destaco.com

Mt. Juliet, Tennessee
Tel: 1.888.DESTACO
Customer Service: customerservice@destaco.com

Wheeling, Illinois
Tel: 1.800.645.5207
Customer Service: camco@destaco.com

Red Wing, Minnesota (Central Research Laboratories)
Tel: 651.385.2142
Customer Service: sales@centres.com

ASIA

Bangkok, Thailand
Tel: +66-2-326-0812
Customer Service: info@destaco.com

Shanghai, China
Tel: +86-21-6081-2888
Customer Service: china@destaco.com

Bangalore, India
Tel: +91-80-41123421-426
Customer Service: india@destaco.com

EUROPE

Oberursel, Germany
Tel: +49-6171-705-0
Customer Service: europe@destaco.com

Sainte Florine, France
Tel: +33-4-73545001
Customer Service: france@destaco.com

Wolverhampton, United Kingdom
Tel: +44-1902-797980
Customer Service: uk@destaco.com

Sant Boi de Llobregat, Spain
Tel: +34-936361680
Customer Service: spain@destaco.com

Uithoorn, Netherlands
Tel: +31-297285332
Customer Service: benelux@destaco.com

2018 JUNE 20 10 30 AM '18